


## (l)(a) Statement showing Shareholding Pattern.


Name of the Company: Bengal & Assam Company Ltd.		
Scrip Code : BSE - 533095 CSE - 12641 & 10012641	Name of the Scrip, class of security : Equity shares	Quarter ended : 30th September 2010

Category code	Category of shareholder	Number of shareholders	Total number of shares	Number of shares held in dematerialized form	Total shareholding as a percentage of total number of shares		Shares pledged or otherwise encumbered	
					As a percentage of (A+B)	As a percentage of (A+B+C)	Number of Shares	As a Percentage (DX) = (VIII)/(IV)100
(I)	(II)	(III)	(IV)	(V)	(VI)	(VII)	(VIII)	(IX)
(A)	Shareholding of Promoter and Promoter Group							
(1)	Indian							
(a)	Individuals/ Hindu Undivided Family	19	5,176,993	182,665	59.62	59.62	-	-
(b)	Central Government/ State Government(s)	-	-	-	-	-	-	-
(c)	Bodies Corporate	10	880,047	806,381	10.13	10.13	-	-
(d)	Financial Institutions/ Banks	-	-	-	-	-	-	-
(e)	Any Other (specify)	-	-	-	-	-	-	-
	Sub-Total (A)(1)	29	6,057,040	989,246	69.75	69.75	-	-
(2)	Foreign							
(a)	Individuals (Non-Resident Individuals/ Foreign Individuals)	-	-	-	-	-	-	-
(b)	Bodies Corporate	-	-	-	-	-	-	-
(c)	Institutions	-	-	-	-	-	-	-
(d)	Any Other (specify)	-	-	-	-	-	-	-
	Sub-Total (A)(2)	-	-	-	-	-	-	-
	Total Shareholding of Promoter and Promoter Group (A) = (A)(1)+(A)(2)	29	6,057,040	989,246	69.75	69.75	-	-



Category code	Category of shareholder	Number of shareholders	Total number of shares	Number of shares held in dematerialized form	Total shareholding as a		Shares pledged or otherwise	
					As a percentage of (A+B) (VI)	As a percentage of (A+B+C) (VII)	Number of Shares (VIII)	As a Percentage (IX) = (VIII)/(IV)100
(I)	(II)	(III)	(IV)	(V)	(VI)	(VII)	(VIII)	(IX)
(B)	<b>Public shareholding</b>						N.A.	N.A.
(1)	<b>Institutions</b>						N.A.	N.A.
(a)	Mutual Funds/ UTI	14	1,130	745	0.01	0.01	-	-
(b)	Financial Institutions/ Banks	23	31,329	30,287	0.36	0.36	-	-
(c)	Central Government/ State Government(s)	2	46,571	46,571	0.54	0.54	-	-
(d)	Venture Capital Funds	-	-	-	-	-	-	-
(e)	Insurance Companies	6	392,951	392,770	4.53	4.53	-	-
(f)	Foreign Institutional Investors	6	14,985	14,962	0.17	0.17	-	-
(g)	Foreign Venture Capital Investors	-	-	-	-	-	-	-
(h)	Any Other (specify)	-	-	-	-	-	-	-
	<b>Sub-Total (B)(1)</b>	<b>51</b>	<b>486,966</b>	<b>485,335</b>	<b>5.61</b>	<b>5.61</b>	-	-
(2)	<b>Non-Institutions</b>							
(a)	Bodies Corporate	768	481,088	408,066	5.54	5.54	N.A.	N.A.
(b)	Individuals - i. Individual shareholders holding nominal share capital up to Rs. 1 lakh.	41,583	554,083	400,814	6.38	6.38	-	-
	ii. Individual shareholders holding nominal share capital in excess of Rs. 1 lakh.	8	659,573	659,573	7.60	7.60	-	-
(c)	Any Other - i. Trusts	13	209,797	209,755	2.42	2.42	-	-
	ii. NRI's/OCB's	569	233,752	232,819	2.69	2.69	-	-
	iii. Custodian of enemy property	14	1,254	-	0.01	0.01	-	-
	<b>Sub-Total (B)(2)</b>	<b>42,955</b>	<b>2,139,547</b>	<b>1,911,027</b>	<b>24.84</b>	<b>24.84</b>	-	-
	<b>Total Public Shareholding (B) = (B)(1)+(B)(2)</b>	<b>43,006</b>	<b>2,626,513</b>	<b>2,396,362</b>	<b>30.25</b>	<b>30.25</b>	N.A.	N.A.
	<b>TOTAL (A)+(B)</b>	<b>43,035</b>	<b>8,683,553</b>	<b>3,385,608</b>	<b>100.00</b>	<b>100.00</b>	N.A.	N.A.
(C)	Shares held by Custodians and against which Depository Receipts have been issued						N.A.	N.A.
	<b>GRAND TOTAL (A)+(B)+(C)</b>	<b>43,035</b>	<b>8,683,553</b>	<b>3,385,608</b>	<b>100.00</b>	<b>100.00</b>	N.A.	N.A.

N.A.- Not Applicable



## (b) Statement showing Shareholding of persons belonging to the category "Promoter and Promoter Group"

Sr. No.	Name of the shareholder	Total Shares Held		Shares pledged or otherwise encumbered		
		Number of shares	Shares as a percentage of total number of shares (i.e., Grand Total (A)+(B)+(C) indicated in Statement at para (i)(e) above)	Number	As a Percentage	As a % of Grand Total (A)+(B)+(C) of sub-clause (i)(e)
(I)	(II)	(III)	(IV)	(V)	(VI)=(V)/(III)	(VII)
1	Shri Anshuman Singhania	12,158	0.14	-	-	-
2	Shri Bharat Hari Singhania	152,560	1.76	-	-	-
3	Shri Hari Shankar Singhania	823,151	9.48	-	-	-
4	Shri Harsh Pati Singhania	3,228	0.04	-	-	-
5	Smt. Manita Singhania	428	0.01	-	-	-
6	Dr. Raghupati Singhania	815,500	9.39	-	-	-
7	Smt. Sharda Singhania	1,031	0.01	-	-	-
8	Shri Shrivats Singhania	1,951	0.02	-	-	-
9	Smt. Sunanda Singhania	8,415	0.10	-	-	-
10	Smt. Swati Singhania	428	0.01	-	-	-
11	Shri Vikram Pati Singhania	5,835	0.07	-	-	-
12	Smt. Vinita Singhania	33,955	0.39	-	-	-
13	Shri Bharat Hari Singhania (HUF)	153,791	1.77	-	-	-
14	Shri Hari Shankar Singhania A/c Habras International	1,857,619	21.39	-	-	-
15	Shri Bharat Hari Singhania A/c Habras International	997	0.01	-	-	-
16	Shri Harsh Pati Singhania (HUF)	261,519	3.01	-	-	-
17	Dr. Raghupati Singhania (HUF)	5,846	0.07	-	-	-
18	Shri Anshuman Singhania-Karta of Shripati Singhania (HUF)	777,094	8.95	-	-	-
19	Shri Vikram Pati Singhania (HUF)	261,487	3.01	-	-	-
20	JK Credit & Finance Ltd.	14,705	0.17	-	-	-
21	Jugglal Kamlepat Udyog Ltd.	66,362	0.76	-	-	-
22	Pranav Investment (M.P.) Ltd.	16,008	0.18	-	-	-
23	JK Tyre & Industries Ltd.	11,641	0.13	-	-	-
24	JK Agri Genetics Ltd.	646,811	7.45	-	-	-
25	JK Paper Ltd	4,677	0.05	-	-	-
26	Nav Bharat Vanijya Ltd.	58,467	0.67	-	-	-
27	Param Shubham Vanijya Ltd.	1,422	0.02	-	-	-
28	Sago Trading Ltd.	3	0.00	-	-	-
29	Accurate Finmen Services Ltd.	59,931	0.69	-	-	-
	<b>TOTAL</b>	<b>6,057,040</b>	<b>69.75</b>	-	-	-



**Statement showing Shareholding of persons belonging to the category "Public" and holding more than 1% of the total number of shares**

Sr. No.	Name of the shareholder	Number of shares	Shares as a percentage of total number of shares (i.e., Grand Total (A)+(B)+(C) indicated in Statement at para (I)(a) above)
1.	Edgefield Securities Ltd.	203,039	2.34
2.	Life Insurance Corporation of India	274,654	3.16
3.	A.K. Kinra(Trustee for Fenner (India) Ltd.)	209,589	2.41
4.	Keswani Hareesh	187,758	2.16
5.	Ricky Ishwardas Kripalani	184,502	2.13
<b>TOTAL</b>		<b>1,059,542</b>	<b>12.20</b>

**(I)(d) Statement showing details of locked-in shares**

Sr. No.	Name of the shareholder	Category of Shareholders (Promoters/ Public)	Number of locked-in shares	Locked-in shares as a percentage of total number of shares (i.e., Grand Total (A)+(B)+(C) indicated in Statement at para (I)(a) above)
1.	Shri Hari Shankar Singhania	Promoter	700,000	8.06
2.	Shri Bharat Hari Singhania	Promoter	120,000	1.38
3.	Shri Bharat Hari Singhania, HUF	Promoter	140,000	1.61
4.	Shri Harsh Pati Singhania, HUF	Promoter	220,000	2.53
5.	Shri Vikrampati Singhania, HUF	Promoter	220,000	2.53
6.	Shri Anshuman Singhania-Karta of Shripati Singhania, HUF	Promoter	700,000	8.06
7.	Dr. Raghupati Singhania, HUF	Promoter	700,000	8.06
8.	Shri Hari Shankar Singhania- A/c Habras International	Promoter	1,754,265	20.20
9.	JK Agri Genetics Ltd.	Promoter	600,000	6.92
<b>TOTAL</b>			<b>5,154,265</b>	<b>59.35</b>

**(II)(a) Statement showing details of Depository Receipts (DRs)**

Sr. No.	Type of outstanding DR (ADRs, GDRs, SDRs, etc.)	Number of outstanding DRs	Number of shares underlying outstanding DRs	Shares underlying outstanding DRs as a percentage of total number of shares (i.e., Grand Total (A)+(B)+(C) indicated in Statement at para (I)(a) above)
1.	NOT APPLICABLE			
2.				
<b>TOTAL</b>				

**(II)(b) Statement showing Holding of Depository Receipts (DRs), where underlying shares are**

Sr. No.	Name of the DR Holder	Type of outstanding DR (ADRs, GDRs, SDRs, etc.)	Number of shares underlying outstanding DRs	Shares underlying outstanding DRs as a percentage of total number of shares (i.e., Grand Total (A)+(B)+(C) indicated in Statement at para (I)(a) above)
1.	NOT APPLICABLE			
2.				
<b>TOTAL</b>				


**(III)(a) Statement showing the voting pattern of shareholders, if more than one class of shares/securities is issued by the issuer**

(Give description of voting rights for each class of security)

Class X:  
Class Y:  
Class Z:

The Company has only one class of Shares i.e. Equity Shares. Hence this part is not applicable to the Company.

For Bengal & Assam Company Ltd.

  
(Dilip Swain)  
Company Secretary

