


(I)(a) Statement showing Shareholding Pattern

Name of the Company: Bengal & Assam Company Ltd.			
Scrip Code : BSE - CSE	533095 Not yet allotted	Name of the Scrip, class of security : Equity shares	Quarter ended : 30th September 2009

Category code	Category of shareholder	Number of shareholders	Total number of shares	Number of shares held in dematerialized form	Total shareholding as a percentage of total number of shares		Shares pledged or otherwise encumbered	
					As a percentage of (A+B)	As a percentage of (A+B+C)	Number of Shares	As a Percentage
(I)	(II)	(III)	(IV)	(V)	(VI)	(VII)	(VIII)	(IX)= (VIII)/(IV)100
(A)	Shareholding of Promoter and Promoter Group							
(1)	Indian							
(a)	Individuals/ Hindu Undivided Family	19	5,171,303	177,175	59.55	59.55	-	-
(b)	Central Government/ State Government(s)	-	-	-	-	-	-	-
(c)	Bodies Corporate	9	820,116	746,450	9.44	9.44	-	-
(d)	Financial Institutions/ Banks	-	-	-	-	-	-	-
(e)	Any Other (specify)	-	-	-	-	-	-	-
	Sub-Total (A)(1)	28	5,991,419	923,625	69.00	69.00	-	-
(2)	Foreign							
(a)	Individuals (Non-Resident Individuals/ Foreign Individuals)	-	-	-	-	-	-	-
(b)	Bodies Corporate	-	-	-	-	-	-	-
(c)	Institutions	-	-	-	-	-	-	-
(d)	Any Other (specify)	-	-	-	-	-	-	-
	Sub-Total (A)(2)	-	-	-	-	-	-	-
	Total Shareholding of Promoter and Promoter Group (A)= (A)(1)+(A)(2)	28	5,991,419	923,625	69.00	69.00	-	-

J.



Category code	Category of shareholder	Number of shareholders	Total number of shares	Number of shares held in dematerialized form	Total shareholding as a		Shares pledged or otherwise	
					As a percentage of (A+B)	As a percentage of (A+B+C)	Number of Shares	As a Percentage
(I)	(II)	(III)	(IV)	(V)	(VI)	(VII)	(VIII)	(IX)= (VIII)/(IV)100
(B)	Public shareholding						N.A.	N.A.
(1)	Institutions						N.A.	N.A.
(a)	Mutual Funds/ UTI	15	69,241	68,856	0.80	0.80	-	-
(b)	Financial Institutions/ Banks	23	92,512	91,447	1.06	1.06	-	-
(c)	Central Government/ State Government(s)	2	66,571	66,571	0.77	0.77	-	-
(d)	Venture Capital Funds	-	-	-	-	-	-	-
(e)	Insurance Companies	6	414,238	414,190	4.77	4.77	-	-
(f)	Foreign Institutional Investors	7	14,986	14,963	0.17	0.17	-	-
(g)	Foreign Venture Capital Investors	-	-	-	-	-	-	-
(h)	Any Other (specify)	-	-	-	-	-	-	-
	Sub-Total (B)(1)	53	657,548	656,027	7.57	7.57	-	-
(2)	Non-Institutions							
(a)	Bodies Corporate	817	461,776	379,055	5.32	5.32	N.A.	N.A.
(b)	Individuals - i. Individual shareholders holding nominal share capital up to Rs. 1 lakh.	44,401	579,728	421,652	6.68	6.68	-	-
	ii. Individual shareholders holding nominal share capital in excess of Rs. 1 lakh.	6	554,201	554,201	6.38	6.38	-	-
(c)	Any Other - i. Trusts	14	209,816	209,774	2.42	2.42	-	-
	ii. NRI's/OCB's	586	227,811	226,876	2.62	2.62	-	-
	iii. Custodian of enemy property	14	1,254	-	0.01	0.01	-	-
	Sub-Total (B)(2)	45,838	2,034,586	1,791,558	23.43	23.43	-	-
	Total Public Shareholding (B)= (B)(1)+(B)(2)	45,891	2,692,134	2,447,585	31.00	31.00	N.A.	N.A.
	TOTAL (A)+(B)	45,919	8,683,553	3,371,210	100.00	100.00	N.A.	N.A.
(C)	Shares held by Custodians and against which Depository Receipts have been issued						N.A.	N.A.
	GRAND TOTAL (A)+(B)+(C)	45,919	8,683,553	3,371,210	100.00	100.00	N.A.	N.A.


N.A.- Not Applicable

J.



(b) Statement showing Shareholding of persons belonging to the category "Promoter and Promoter Group"

Sr. No.	Name of the shareholder	Total Shares Held		Shares pledged or otherwise encumbered		
		Number of shares	Shares as a percentage of total number of shares (I.e., Grand Total (A)+(B)+(C) indicated in Statement at para (a) above)	Number	As a Percentage	As a % of Grand Total (A)+(B)+(C) of sub-clause (i)(a)
(I)	(II)	(III)	(IV)	(V)	(VI)=(V)/(III)	(VII)
1	Shri Anshuman Singhania	12,158	0.14	-	-	-
2	Shri Bharat Hari Singhania	152,159	1.75	-	-	-
3	Shri Hari Shanker Singhania	819,407	9.44	-	-	-
4	Shri Harsh Pati Singhania	3,228	0.04	-	-	-
5	Smt. Mamta Singhania	428	0.00	-	-	-
6	Dr.Raghupati Singhania	814,661	9.38	-	-	-
7	Smt. Sharda Devi Singhania	1,031	0.01	-	-	-
8	Shri Shrivats Singhania	1,951	0.02	-	-	-
9	Smt. Sunanda Devi Singhania	8,415	0.11	-	-	-
10	Smt. Swati Singhania	428	0.00	-	-	-
11	Shri Vikram Pati Singhania	5,835	0.07	-	-	-
12	Smt. Vinita Singhania	33,249	0.38	-	-	-
13	Shri Bharat Hari Singhania (HUF)	153,791	1.77	-	-	-
14	Shri Hari Shanker Singhania(A/c Habras International)	1,857,619	21.39	-	-	-
15	Shri Bharat Hari Singhania (A/c Habras International)	997	0.01	-	-	-
16	Shri Harsh Pati Singhania (HUF)	261,519	3.01	-	-	-
17	Dr.Raghupati Singhania(HUF)	5,846	0.07	-	-	-
18	Shri Anshuman Singhania-Karta of Shripati Singhania(HUF)	777,094	8.95	-	-	-
19	Shri Vikram Pati Singhania(HUF)	261,487	3.01	-	-	-
20	JK Credit & Finance Ltd.	14,705	0.17	-	-	-
21	Juggilal Kamalpat Udyog Ltd.	66,362	0.76	-	-	-
22	Pranav Investment (M.P.) Ltd.	16,008	0.18	-	-	-
23	JK Tyre & Industries Ltd.	11,641	0.13	-	-	-
24	JK Agri Genetics Ltd.	646,811	7.45	-	-	-
25	JK Paper Ltd	4,677	0.05	-	-	-
26	Nav Bharat Vanija Ltd.	58,487	0.67	-	-	-
27	Param Shubham Vanija Ltd.	1,422	0.02	-	-	-
28	Sago Trading Ltd.	3	0.00	-	-	-
	TOTAL	5,991,419	69.00	-	-	-




(I)(c) Statement showing Shareholding of persons belonging to the category "Public" and holding more than 1% of the total number of shares

Sr. No.	Name of the shareholder	Number of shares	Shares as a percentage of total number of shares (i.e., Grand Total (A)+(B)+(C) indicated in Statement at para (I)(a) above)
1.	Edgefield Securities Ltd.	203,039	2.34
2.	Life Insurance Corporation of India	274,654	3.16
3.	A.K. Kinra(Trustee for Fenner (India) Ltd.)	209,589	2.41
4.	Keswani Haresh	136,478	1.57
5.	Ricky Ishwardas Kripalani	94,067	1.08
TOTAL		917,827	10.57

(I)(d) Statement showing details of locked-in shares *

Sr. No.	Name of the shareholder	Category of Shareholders (Promoters/ Public)	Category of Shareholders (Promoters/ Public)	Number of locked-in shares	Locked-in shares as a percentage of total number of shares (i.e., Grand Total (A)+(B)+(C) indicated in Statement at para (I)(a) above)
1.	Shri Hari Shankar Singhania		Promoter	700,000	8.06
2.	Shri Bharat Hari Singhania		Promoter	120,000	1.38
3.	Shri Bharat Hari Singhania, HUF		Promoter	140,000	1.61
4.	Shri Harsh Pati Singhania, HUF		Promoter	220,000	2.53
5.	Shri Vikrampati Singhania, HUF		Promoter	220,000	2.53
6.	Shri Anshuman Singhania-Karta of Shripati Singhania, HUF		Promoter	700,000	8.06
7.	Dr. Raghupati Singhania, HUF		Promoter	700,000	8.06
8.	Shri Hari Shankar Singhania- A/c Habras International		Promoter	1,754,265	20.20
9.	JK Agri Genetics Ltd.		Promoter	600,000	6.91
TOTAL				5,154,265	59.36

* 2,09,589 shares held by Shri A.K. Kinra (Trustee for Fenner (India) Ltd. was locked in upto 22nd August 2009 only. Accordingly, the said shares are now not shown in the locked-in category.



(II)(a) Statement showing details of Depository Receipts (DRs)

Sr. No.	Type of outstanding DR (ADRs, GDRs, SDRs, etc.)	Number of outstanding DRs	Number of shares underlying outstanding DRs	Shares underlying outstanding DRs as a percentage of total number of shares (i.e., Grand Total (A)+(B)+(C) indicated in Statement at para (I)(a) above)
1.	NOT APPLICABLE			
2.				
TOTAL				

(II)(b) Statement showing Holding of Depository Receipts (DRs), where underlying shares are

Sr. No.	Name of the DR Holder	Type of outstanding DR (ADRs, GDRs, SDRs, etc.)	Number of shares underlying outstanding DRs	Shares underlying outstanding DRs as a percentage of total number of shares (i.e., Grand Total (A)+(B)+(C) indicated in Statement at para (I)(a) above)
1.	NOT APPLICABLE			
2.				
TOTAL				


(III)(a) Statement showing the voting pattern of shareholders, if more than one class of shares/securities is issued by the issuer

(Give description of voting rights for each class of security)

Class X:
Class Y:
Class Z:)

The Company has only one class of Shares i.e. Equity Shares. Hence this part is not applicable to the Company.

For Bengal & Assam Company Ltd.


(Dillip Swain)
Company Secretary

