


(I)(a) Statement showing Shareholding Pattern


<b>Name of the Company: Bengal &amp; Assam Company Ltd.</b>		
<b>Scrip Code : BSE - 533095</b> <b>CSE - 12641 &amp; 10012641</b>	<b>Name of the Scrip, class of security : Equity shares</b>	<b>Quarter ended : 31st March 2010</b>

Category code	Category of shareholder	Number of shareholders	Total number of shares	Number of shares held in dematerialized form	Total shareholding as a percentage of total number of shares		Shares pledged or otherwise encumbered	
					As a percentage of (A+B)	As a percentage of (A+B+C)	Number of Shares	As a Percentage
(I)	(II)	(III)	(IV)	(V)	(VI)	(VII)	(VIII)	(IX)= (VIII)/(IV)100
<b>(A)</b>	<b>Shareholding of Promoter and Promoter Group</b>							
<b>(1)</b>	<b>Indian</b>							
	Individuals/ Hindu Undivided Family	19	5,174,580	180,452	59.59	59.59	-	-
(b)	Central Government/ State Government(s)	-	-	-	-	-	-	-
(c)	Bodies Corporate	10	880,047	806,381	10.13	10.13	-	-
(d)	Financial Institutions/ Banks	-	-	-	-	-	-	-
(e)	Any Other (specify)	-	-	-	-	-	-	-
	<b>Sub-Total (A)(1)</b>	<b>29</b>	<b>6,054,627</b>	<b>986,833</b>	<b>69.72</b>	<b>69.72</b>	-	-
<b>(2)</b>	<b>Foreign</b>							
(a)	Individuals (Non-Resident Individuals/ Foreign Individuals)	-	-	-	-	-	-	-
(b)	Bodies Corporate	-	-	-	-	-	-	-
(c)	Institutions	-	-	-	-	-	-	-
(d)	Any Other (specify)	-	-	-	-	-	-	-
	<b>Sub-Total (A)(2)</b>	-	-	-	-	-	-	-
	<b>Total Shareholding of Promoter and Promoter Group (A)= (A)(1)+(A)(2)</b>	<b>29</b>	<b>6,054,627</b>	<b>986,833</b>	<b>69.72</b>	<b>69.72</b>	-	-




Category code	Category of shareholder	Number of shareholders	Total number of shares	Number of shares held in dematerialized form	Total shareholding as a		Shares pledged or otherwise	
					As a percentage of (A+B)	As a percentage of (A+B+C)	Number of Shares	As a Percentage
(I)	(II)	(III)	(IV)	(V)	(VI)	(VII)	(VIII)	(IX)= (VIII)/(IV)100
<b>(B)</b>	<b>Public shareholding</b>						N.A.	N.A.
<b>(1)</b>	<b>Institutions</b>						N.A.	N.A.
(a)	Mutual Funds/ UTI	14	1,130	745	0.01	0.01	-	-
(b)	Financial Institutions/ Banks	22	72,563	71,521	0.84	0.84	-	-
(c)	Central Government/ State Government(s)	2	66,571	66,571	0.77	0.77	-	-
(d)	Venture Capital Funds	-	-	-	-	-	-	-
(e)	Insurance Companies	6	414,371	414,190	4.77	4.77	-	-
(f)	Foreign Institutional Investors	7	14,986	14,963	0.17	0.17	-	-
(g)	Foreign Venture Capital Investors	-	-	-	-	-	-	-
(h)	Any Other (specify)	-	-	-	-	-	-	-
	<b>Sub-Total (B)(1)</b>	<b>51</b>	<b>569,621</b>	<b>567,990</b>	<b>6.56</b>	<b>6.56</b>	-	-
<b>(2)</b>	<b>Non-institutions</b>							
(a)	Bodies Corporate	716	378,270	304,587	4.36	4.36	N.A.	N.A.
(b)	Individuals - i. Individual shareholders holding nominal share capital up to Rs. 1 lakh.	42,886	562,435	406,889	6.48	6.48	-	-
	ii. Individual shareholders holding nominal share capital in excess of Rs. 1 lakh.	5	676,340	676,340	7.79	7.79	-	-
(c)	Any Other - i. Trusts	14	209,816	209,774	2.42	2.42	-	-
	ii. NRI's/OCB's	573	231,190	230,257	2.66	2.66	-	-
	iii. Custodian of enemy property	14	1,254	-	0.01	0.01	-	-
	<b>Sub-Total (B)(2)</b>	<b>44,208</b>	<b>2,059,305</b>	<b>1,827,847</b>	<b>23.72</b>	<b>23.72</b>	-	-
	<b>Total Public Shareholding (B)= (B)(1)+(B)(2)</b>	<b>44,259</b>	<b>2,628,926</b>	<b>2,395,837</b>	<b>30.28</b>	<b>30.28</b>	N.A.	N.A.
	<b>TOTAL (A)+(B)</b>	<b>44,288</b>	<b>8,683,553</b>	<b>3,382,670</b>	<b>100.00</b>	<b>100.00</b>	N.A.	N.A.
<b>(C)</b>	<b>Shares held by Custodians and against which Depository Receipts have been issued</b>						N.A.	N.A.
	<b>GRAND TOTAL (A)+(B)+(C)</b>	<b>44,288</b>	<b>8,683,553</b>	<b>3,382,670</b>	<b>100.00</b>	<b>100.00</b>	N.A.	N.A.

N.A.- Not Applicable



(I)(b) **Statement showing Shareholding of persons belonging to the category "Promoter and Promoter Group"**

Sr. No.	Name of the shareholder	Total Shares Held		Shares pledged or otherwise encumbered		
		Number of shares	Shares as a percentage of total number of shares (I.e., Grand Total (A)+(B)+(C) Indicated in Statement at para (I)(a) above)	Number	As a Percentage	As a % of Grand Total (A)+(B)+(C) of sub-clause (I)(a)
(I)	(II)	(III)	(IV)	(V)	(VI)=(V)/(III)	(VII)
1	Shri Anshuman Singhania	12,158	0.14	-	-	-
2	Shri Bharat Hari Singhania	152,159	1.75	-	-	-
3	Shri Hari Shankar Singhania	822,684	9.47	-	-	-
4	Shri Harsh Pati Singhania	3,228	0.04	-	-	-
5	Smt. Mamta Singhania	428	0.01	-	-	-
6	Dr.Raghupati Singhania	814,661	9.38	-	-	-
7	Smt. Sharda Devi Singhania	1,031	0.01	-	-	-
8	Shri Shrivats Singhania	1,951	0.02	-	-	-
9	Smt. Sunanda Devi Singhania	8,415	0.11	-	-	-
10	Smt. Swati Singhania	428	0.01	-	-	-
11	Shri Vikram Pati Singhania	5,835	0.07	-	-	-
12	Smt. Vinita Singhania	33,249	0.38	-	-	-
	Shri Bharat Hari Singhania (HUF)	153,791	1.77	-	-	-
14	Shri Hari Shankar Singhania(A/c Habras International)	1,857,619	21.39	-	-	-
15	Shri Bharat Hari Singhania (A/c Habras International)	997	0.01	-	-	-
16	Shri Harsh Pati Singhania (HUF)	261,519	3.01	-	-	-
17	Dr.Raghupati Singhania(HUF)	5,846	0.07	-	-	-
18	Shri Anshuman Singhania-Karta of Shripati Singhania(HUF)	777,094	8.95	-	-	-
19	Shri Vikram Pati Singhania(HUF)	261,487	3.01	-	-	-
20	JK Credit & Finance Ltd.	14,705	0.17	-	-	-
21	Juggilal Kamapat Udyog Ltd.	66,362	0.76	-	-	-
22	Pranav Investment (M.P.) Ltd.	16,008	0.18	-	-	-
23	JK Tyre & Industries Ltd.	11,641	0.13	-	-	-
24	JK Agri Genetics Ltd.	646,811	7.45	-	-	-
25	JK Paper Ltd	4,677	0.05	-	-	-
26	Nav Bharat Vanijya Ltd.	58,487	0.67	-	-	-
27	Param Shubham Vanijya Ltd.	1,422	0.02	-	-	-
28	Sago Trading Ltd.	3	0.00	-	-	-
29	Accurate Finman Services Ltd.	59,931	0.69	-	-	-
	<b>TOTAL</b>	<b>6,054,627</b>	<b>69.73</b>	-	-	-




**Statement showing Shareholding of persons belonging to the category "Public" and holding more than 1% of the total number of shares**

Sr. No.	Name of the shareholder	Number of shares	Shares as a percentage of total number of shares (i.e., Grand
			Total (A)+(B)+(C) indicated in Statement at para (I)(a) above)
1.	Edgefield Securities Ltd.	203,039	2.34
2.	Life Insurance Corporation of India	274,654	3.16
3.	A.K. Kinra(Trustee for Fenner (India) Ltd.)	209,589	2.41
4.	Keswani Hareesh	198,057	2.28
5.	Ricky Ishwardas Kripalani	234,633	2.70
<b>TOTAL</b>		<b>1,119,972</b>	<b>12.90</b>

**(I)(d) Statement showing details of locked-in shares**

Sr. No.	Name of the shareholder	Category of Shareholders (Promoters/ Public)	Number of locked-	Locked-in shares as a percentage of total
			in shares	number of shares (i.e., Grand Total (A)+(B)+(C) indicated in Statement at para (I)(a) above)
1.	Shri Hari Shankar Singhania	Promoter	700,000	8.06
2.	Shri Bharat Hari Singhania	Promoter	120,000	1.38
3.	Shri Bharat Hari Singhania, HUF	Promoter	140,000	1.61
4.	Shri Harsh Pati Singhania, HUF	Promoter	220,000	2.53
5.	Shri Vikrampati Singhania, HUF	Promoter	220,000	2.53
6.	Shri Anshuman Singhania-Karta of Shripati Singhania, HUF	Promoter	700,000	8.06
7.	Dr. Raghupati Singhania, HUF	Promoter	700,000	8.06
8.	Shri Hari Shankar Singhania- A/c Habras International	Promoter	1,754,265	20.20
9.	JK Agri Genetics Ltd.	Promoter	600,000	6.92
<b>TOTAL</b>			<b>5,154,265</b>	<b>59.35</b>



**(II)(a) Statement showing details of Depository Receipts (DRs)**

Sr. No.	Type of outstanding DR (ADRs, GDRs, SDRs, etc.)	Number of outstanding DRs	Number of shares underlying outstanding DRs	Shares underlying outstanding DRs as a percentage of total number of shares (i.e., Grand Total (A)+(B)+(C) indicated in Statement at para (I)(a) above)
1.	NOT APPLICABLE			
2.				
TOTAL				

**(II)(b) Statement showing Holding of Depository Receipts (DRs), where underlying shares**

Sr. No.	Name of the DR Holder	Type of outstanding DR (ADRs, GDRs, SDRs, etc.)	Number of shares underlying outstanding DRs	Shares underlying outstanding DRs as a percentage of total number of shares (i.e., Grand Total (A)+(B)+(C) indicated in Statement at para (I)(a) above)
1.	NOT APPLICABLE			
2.				
TOTAL				

**(III)(a) Statement showing the voting pattern of shareholders, if more than one class of shares/securities is issued by the issuer**

(Give description of voting rights for each class of security)


Class X:


Class Y:

Class Z:)

The Company has only one class of Shares i.e. Equity Shares. Hence this part is not applicable to the Company.

For Bengal & Assam Company Ltd.



  
(Dilip Swain)  
Company Secretary