


(I)(a) Statement showing Shareholding Pattern

Name of the Company: Bengal & Assam Company Ltd.		
Scrip Code : BSE - 533095 CSE - 12641 & 10012641	Name of the Scrip, class of security : Equity shares	Quarter ended : 31st December 2009

Category code	Category of shareholder	Number of shareholders	Total number of shares	Number of shares held in dematerialized form	Total shareholding as a percentage of total number of shares		Shares pledged or otherwise encumbered	
					As a percentage of (A+B)	As a percentage of (A+B+C)	Number of Shares	As a Percentage
(I)	(II)	(III)	(IV)	(V)	(VI)	(VII)	(VIII)	(IX)= (VIII)/(IV)100
(A)	Shareholding of Promoter and Promoter Group							
(1)	Indian							
	Individuals/ Hindu Undivided Family	19	5,171,303	177,175	59.55	59.55	-	-
(b)	Central Government/ State Government(s)	-	-	-	-	-	-	-
(c)	Bodies Corporate	10	880,047	806,381	10.13	10.13	-	-
(d)	Financial Institutions/ Banks	-	-	-	-	-	-	-
(e)	Any Other (specify)	-	-	-	-	-	-	-
	Sub-Total (A)(1)	29	6,051,350	983,556	69.69	69.69	-	-
(2)	Foreign							
(a)	Individuals (Non-Resident Individuals/ Foreign Individuals)	-	-	-	-	-	-	-
(b)	Bodies Corporate	-	-	-	-	-	-	-
(c)	Institutions	-	-	-	-	-	-	-
(d)	Any Other (specify)	-	-	-	-	-	-	-
	Sub-Total (A)(2)	-	-	-	-	-	-	-
	Total Shareholding of Promoter and Promoter Group (A)= (A)(1)+(A)(2)	29	6,051,350	983,556	69.69	69.69	-	-

J.




Category code	Category of shareholder	Number of shareholders	Total number of shares	Number of shares held in dematerialized form	Total shareholding as a		Shares pledged or otherwise	
					As a percentage of (A+B)	As a percentage of (A+B+C)	Number of Shares	As a Percentage
(I)	(II)	(III)	(IV)	(V)	(VI)	(VII)	(VIII)	(IX)= (VIII)/(IV)100
(B)	Public shareholding						N.A.	N.A.
(1)	Institutions						N.A.	N.A.
(a)	Mutual Funds/ UTI	14	1,130	745	0.01	0.01	-	-
(b)	Financial Institutions/ Banks	22	72,563	71,521	0.84	0.84	-	-
(c)	Central Government/ State Government(s)	2	66,571	66,571	0.77	0.77	-	-
(d)	Venture Capital Funds	-	-	-	-	-	-	-
(e)	Insurance Companies	6	414,238	414,190	4.77	4.77	-	-
(f)	Foreign Institutional Investors	7	14,986	14,963	0.17	0.17	-	-
(g)	Foreign Venture Capital Investors	-	-	-	-	-	-	-
(h)	Any Other (specify)	-	-	-	-	-	-	-
	Sub-Total (B)(1)	51	569,488	567,990	6.56	6.56	-	-
(2)	Non-Institutions							
(a)	Bodies Corporate	760	413,269	339,135	4.76	4.76	N.A.	N.A.
(b)	Individuals - i. Individual shareholders holding nominal share capital up to Rs. 1 lakh.	43,636	583,234	426,386	6.72	6.72	-	-
	ii. Individual shareholders holding nominal share capital in excess of Rs. 1 lakh.	7	624,371	624,371	7.19	7.19	-	-
(c)	Any Other - i. Trusts	14	209,816	209,774	2.42	2.42	-	-
	ii. NRI's/OCB's	577	230,771	229,836	2.66	2.66	-	-
	iii. Custodian of enemy property	14	1,254	-	0.01	0.01	-	-
	Sub-Total (B)(2)	45,008	2,062,715	1,829,502	23.75	23.75	-	-
	Total Public Shareholding (B)= (B)(1)+(B)(2)	45,059	2,632,203	2,397,492	30.31	30.31	N.A.	N.A.
	TOTAL (A)+(B)	45,088	8,683,553	3,381,048	100.00	100.00	N.A.	N.A.
(C)	Shares held by Custodians and against which Depository Receipts have been issued						N.A.	N.A.
	GRAND TOTAL (A)+(B)+(C)	45,088	8,683,553	3,381,048	100.00	100.00	N.A.	N.A.

N.A.- Not Applicable



(1)(b) **Statement showing Shareholding of persons belonging to the category "Promoter and Promoter Group"**

Sr. No.	Name of the shareholder	Total Shares Held		Shares pledged or otherwise encumbered		
		Number of shares	Shares as a percentage of total number of shares (i.e., Grand Total (A)+(B)+(C) indicated in Statement at para (1)(a) above)	Number	As a Percentage	As a % of Grand Total (A)+(B)+(C) of sub-clause (1)(a)
(I)	(II)	(III)	(IV)	(V)	(VI)=(V)/(III)	(VII)
1	Shri Anshuman Singhania	12,158	0.14	-	-	-
2	Shri Bharat Hari Singhania	152,159	1.75	-	-	-
3	Shri Hari Shankar Singhania	819,407	9.44	-	-	-
4	Shri Harsh Pati Singhania	3,228	0.04	-	-	-
5	Smt. Mamta Singhania	428	0.01	-	-	-
6	Dr.Raghupati Singhania	814,661	9.38	-	-	-
7	Smt. Sharda Devi Singhania	1,031	0.01	-	-	-
8	Shri Shrivats Singhania	1,951	0.02	-	-	-
9	Smt. Sunanda Devi Singhania	8,415	0.11	-	-	-
10	Smt. Swati Singhania	428	0.01	-	-	-
11	Shri Vikram Pati Singhania	5,835	0.07	-	-	-
12	Smt. Vinita Singhania	33,249	0.38	-	-	-
13	Shri Bharat Hari Singhania (HUF)	153,791	1.77	-	-	-
14	Shri Hari Shankar Singhania(A/c Habras International)	1,857,619	21.39	-	-	-
15	Shri Bharat Hari Singhania (A/c Habras International)	997	0.01	-	-	-
16	Shri Harsh Pati Singhania (HUF)	261,519	3.01	-	-	-
17	Dr.Raghupati Singhania(HUF)	5,846	0.07	-	-	-
18	Shri Anshuma Singhania-Karta of Shripati Singhania(HUF)	777,094	8.95	-	-	-
19	Shri Vikram Pati Singhania(HUF)	261,487	3.01	-	-	-
20	JK Credit & Finance Ltd.	14,705	0.17	-	-	-
21	Juggilal Kamlapat Udyog Ltd.	66,362	0.76	-	-	-
22	Pranav Investment (M.P.) Ltd.	16,008	0.18	-	-	-
23	JK Tyre & Industries Ltd.	11,641	0.13	-	-	-
24	JK Agri Genetics Ltd.	646,811	7.45	-	-	-
25	JK Paper Ltd	4,677	0.05	-	-	-
26	Nav Bharat Vanijya Ltd.	58,487	0.67	-	-	-
27	Param Shubham Vanijya Ltd.	1,422	0.02	-	-	-
28	Sago Trading Ltd.	3	0.00	-	-	-
29	Accurate Finman Services Ltd.	59,931	0.69	-	-	-
TOTAL		6,081,350	69.89	-	-	-




(I)(c) Statement showing Shareholding of persons belonging to the category "Public" and holding more than 1% of the total number of shares

Sr. No.	Name of the shareholder	Number of shares	Shares as a percentage of total number of shares (i.e., Grand Total (A)+(B)+(C) indicated in Statement at para (I)(a) above)
1.	Edgefield Securities Ltd.	203,039	2.34
2.	Life Insurance Corporation of India	274,654	3.16
3.	A.K. Kinra(Trustee for Fenner (India) Ltd.)	209,589	2.41
4.	Keswani Hareesh	174,242	2.01
5.	Ricky Ishwardas Kripalani	171,574	1.98
TOTAL		1,033,098	11.90

(I)(d) Statement showing details of locked-in shares

Sr. No.	Name of the shareholder	Category of Shareholders (Promoters/ Public)	Category of Shareholders (Promoters/ Public)	Number of locked-in shares	Locked-in shares as a percentage of total number of shares (i.e., Grand Total (A)+(B)+(C) indicated in Statement at para (I)(a) above)
1.	Shri Hari Shankar Singhania		Promoter	700,000	8.06
2.	Shri Bharat Hari Singhania		Promoter	120,000	1.38
3.	Shri Bharat Hari Singhania, HUF		Promoter	140,000	1.61
4.	Shri Harsh Pati Singhania, HUF		Promoter	220,000	2.53
5.	Shri Vikrampati Singhania, HUF		Promoter	220,000	2.53
6.	Shri Anshuman Singhania-Karta of Shripati Singhania, HUF		Promoter	700,000	8.06
7.	Dr. Raghupati Singhania, HUF		Promoter	700,000	8.06
8.	Shri Hari Shankar Singhania- A/c Habras International		Promoter	1,754,265	20.20
9.	JK Agri Genetics Ltd.		Promoter	600,000	6.91
TOTAL				5,154,265	59.36



(II)(a) Statement showing details of Depository Receipts (DRs)

Sr. No.	Type of outstanding DR (ADRs, GDRs, SDRs, etc.)	Number of outstanding DRs	Number of shares underlying outstanding DRs	Shares underlying outstanding DRs as a percentage of total number of shares (i.e., Grand Total (A)+(B)+(C) indicated in Statement at para (I)(a) above)
1.				NOT APPLICABLE
2.				
	TOTAL			

(II)(b) Statement showing Holding of Depository Receipts (DRs), where underlying shares

Sr. No.	Name of the DR Holder	Type of outstanding DR (ADRs, GDRs, SDRs, etc.)	Number of shares underlying outstanding DRs	Shares underlying outstanding DRs as a percentage of total number of shares (i.e., Grand Total (A)+(B)+(C) indicated in Statement at para (I)(a) above)
1.				NOT APPLICABLE
2.				
	TOTAL			

(III)(a) Statement showing the voting pattern of shareholders, if more than one class of shares/securities is issued by the issuer


(Give description of voting rights for each class of security)

Class X:
Class Y:
Class Z:)

The Company has only one class of Shares i.e. Equity Shares. Hence this part is not applicable to the Company.



For Bengal & Assam Company Ltd.


(Dimp Swain)
Company Secretary