

# BENGAL & ASSAM COMPANY LIMITED

Secretarial Deptt. : 'Gulab Bhawan', 3<sup>rd</sup> Floor, 6A, Bahadur Shah Zafar Marg, New Delhi - 110 002  
Telephone: 30179888, 30179899, Fax: 011-23739475

BACL/SE/CL 35/2015  
9<sup>th</sup> October 2015

Ms. Chitra Sekhar (DCS-CRD)  
BSE Limited  
25<sup>th</sup> Floor, P.J. Towers  
Dalal Street  
Mumbai – 400 001  
**Scrip Code – 533095**  
Fax No. 022-22722037/39/41/61  
22723121 & 3719


Dear Sir/ Madam,

Re: **Clause 35 – Shareholding Pattern as on 30.09.2015**

Pursuant to the Clause 35 of the Listing Agreement, we send herewith Shareholding Pattern of the Equity Shares of the Company in the prescribed format for the quarter ended 30<sup>th</sup> September 2015.

Thanking you,

Yours faithfully,  
For Bengal & Assam Company Limited

  
(Dillip Swain)  
Company Secretary


Encl: As above

CC:

1. National Securities Depository Limited  
4<sup>th</sup> Floor, 'A' Wing, Trade World  
Kamala Mills Compound  
Senapati Bapat Marg, Lower Parel  
Mumbai – 400 013
2. Central Depository Services (India) Limited  
Phiroze Jeejeebhoy Towers, 17<sup>th</sup> Floor  
Dalal Street, Fort,  
Mumbai-400 001



Introductory sub-table (I)(a)			
Name of the Company:		Bengal & Assam Company Limited	
Scrip Code, Name of the scrip, class of security:		533095, Equity Shares	
Quarter ended:		30th September 2015	
Partly paid-up shares:-	No. of partly paid-up shares	As a % of total no. of partly paid-up shares	As a % of total no. of shares of the company
Held by promoter/promoter group	NOT APPLICABLE		
Held by public			
Outstanding convertible securities:-	No. of outstanding securities	As a % of total no. of outstanding convertible securities	As a % of total no. of shares of the company, assuming full conversion of the convertible securities
Held by promoter/promoter group	NOT APPLICABLE		
Held by public			
Warrants:-	No. of warrants	As a % of total no. of warrants	As a % of total no. of shares of the company, assuming full conversion of warrants
Held by promoter/promoter group	NOT APPLICABLE		
Held by public			
Total paid-up capital of the company, assuming full conversion of warrants and convertible securities	No. of Equity Shares: 86,83,553 (in Rupees): 8,68,35,530		100





Category code	Category of Shareholder	Number of Shareholders	Table (I)(a)		Total shareholding as a percentage of total number of shares		Shares Pledged or otherwise encumbered		
			Total number of shares	Number of shares held in dematerialized form					
(B)	<b>Public shareholding</b>							NA	NA
1	<b>Institutions</b>							NA	NA
(a)	Mutual Funds/ UTI	13	334	223	0.00	0.00	-	-	-
(b)	Financial Institutions /Banks	19	795	108	0.01	0.01	-	-	-
(c)	Central Government/ State Government(s)	2	32,504	32,504	0.37	0.37	-	-	-
(d)	Venture Capital Funds	-	-	-	-	-	-	-	-
(e)	Insurance Companies	6	2,85,915	2,85,741	3.29	3.29	-	-	-
(f)	Foreign Institutional Investors	2	5,058	5,058	0.06	0.06	-	-	-
(g)	Foreign Venture Capital Investors	-	-	-	-	-	-	-	-
(h)	Qualified Foreign Investor	-	-	-	-	-	-	-	-
(i)	Any Other (specify)	-	-	-	-	-	-	-	-
	<b>Sub-Total (B)(1)</b>	<b>42</b>	<b>3,24,606</b>	<b>3,23,634</b>	<b>3.74</b>	<b>3.74</b>	-	-	-
B 2	<b>Non-institutions</b>							NA	NA
(a)	Bodies Corporate	476	5,11,524	4,82,944	5.89	5.89	-	-	-
(b)	<b>Individuals</b>								
I	Individuals -i. Individual shareholders holding nominal share capital up to Rs 1 lakh	32,174	5,82,782	4,86,392	6.71	6.71	-	-	-
II	ii. Individual shareholders holding nominal share capital in excess of Rs. 1 lakh.	8	3,22,222	3,22,222	3.71	3.71	-	-	-
(c)	Qualified Foreign Investor	-	-	-	-	-	-	-	-
(d)	Directors	2	251	236	0.00	0.00	-	-	-
(d-i)	NRFs/OCE's	401	3,09,918	3,09,206	3.57	3.57	-	-	-
(d-ii)	Custodian/Custodian of Enemy Property	6	140	84	0.00	0.00	-	-	-
(d-iii)	Trust	7	2,09,617	2,09,609	2.41	2.41	-	-	-
	<b>Sub-Total (B)(2)</b>	<b>33,074</b>	<b>19,36,454</b>	<b>18,10,693</b>	<b>22.30</b>	<b>22.30</b>	-	-	-
(B)	<b>Total Public Shareholding (B)= (B)(1)+(B)(2)</b>	<b>33,116</b>	<b>22,61,060</b>	<b>21,34,327</b>	<b>26.04</b>	<b>26.04</b>		NA	NA
	<b>TOTAL (A)+(B)</b>	<b>33,142</b>	<b>86,83,553</b>	<b>85,56,820</b>	<b>100.00</b>	<b>100.00</b>			
(C)	<b>Shares held by Custodians and against which Depository Receipts have been issued</b>							NA	NA
1	Promoter and Promoter Group	-	-	-	-	-	-	-	-
2	Public	-	-	-	-	-	-	-	-
	<b>Sub-Total (C)</b>	<b>-</b>	<b>-</b>	<b>-</b>	<b>-</b>	<b>-</b>	<b>-</b>	<b>-</b>	<b>-</b>
	<b>GRAND TOTAL (A)+(B)+(C)</b>	<b>33,142</b>	<b>86,83,553</b>	<b>85,56,820</b>	<b>100.00</b>	<b>100.00</b>			



(I)(b) Statement showing holding of securities (including shares, warrants, convertible securities) of persons belonging to the category "Promoter and Promoter Group"

Sr. No.	Name of the Shareholder	Details of Shares held		Encumbered shares (*)			Details of warrants		Details of convertible securities		Total shares (including underlying shares assuming full conversion of warrants and convertible securities) as a % of diluted share capital
		Number of shares held	As a % of grand total (A)+(B)+(C)	No.	As a percentage	As a % of grand total (A)+(B)+(C) of sub-clause (I)(a)	Number of warrants held	As a % total number of warrants of the same class	Number of convertible securities held	As a % total number of convertible securities of the same class	
(i)	(ii)	(iii)	(iv)	(v)	(vi)=(v)/(iii)*100	(vii)	(viii)	(ix)	(x)	(xi)	(xii)
<b>A</b>	<b>Promoter</b>										
1	Shri Hari Shankar Singhania (Since deceased)*	26,95,500*	31.04	-	-	-	-	-	-	-	31.04
<b>B</b>	<b>Promoter Group</b>										
2	Florence investech Ltd.	6,46,811	7.45	-	-	-	-	-	-	-	7.45
3	Juggilal Kamlapat Udyog Ltd.	66,362	0.76	-	-	-	-	-	-	-	0.76
4	Accurate Finman Services Ltd.	76,931	0.89	-	-	-	-	-	-	-	0.89
5	Nav Bharat Vanijya Ltd.	58,487	0.67	-	-	-	-	-	-	-	0.67
6	Pranav Investment (M.P.) Company Ltd.	16,008	0.18	-	-	-	-	-	-	-	0.18
7	JK Credit & Finance Ltd.	14,705	0.17	-	-	-	-	-	-	-	0.17
8	JK Tyre & Industries Ltd.	11,641	0.13	-	-	-	-	-	-	-	0.13
9	Param Shubham Vanijya Ltd.	1,422	0.02	-	-	-	-	-	-	-	0.02
10	Sago Trading Ltd.	3	0.00	-	-	-	-	-	-	-	0.00
11	Shri Bharat Hari Singhania**	2,08,909**	2.41	-	-	-	-	-	-	-	2.41
12	Dr. Raghupati Singhania	9,22,776	10.63	-	-	-	-	-	-	-	10.63
13	Smt. Vinita Singhania	1,08,727	1.25	-	-	-	-	-	-	-	1.25
14	Shri Anshuman Singhania	21,348	0.25	-	-	-	-	-	-	-	0.25
15	Shri Harsh Pati Singhania	32,328	0.37	-	-	-	-	-	-	-	0.37


\*Includes 18,57,619 (21.39%) shares on A/c of M/s Yashodhan Enterprises (Formerly Habras International). Pursuant to the Probate granted by Hon'ble High Court of Bombay, 26,95,500 equity shares held by Late Shri Hari Shankar Singhania, the Promoter of the Company which were temporarily vested with the Executors to the estate of Late Shri Hari Shankar Singhania has now been transmitted to the Constituents of Promoter Group as detailed hereunder in terms of his WILL dated 24th June, 2004 read with the aforesaid Probate.

(i) Hari Shankar Singhania Holdings Pvt. Ltd. 8,37,297 (9.64%) equity shares

(ii) Bharat Hari Singhania as (a) Partner of M/s Yashodhan Enterprises 9,28,810 (10.69%) equity shares and (b) Partner of M/s Juggilal Kamlapat Lakshmiapat 584 (0.01%) equity shares

(iii) Raghupati Singhania as Partner of M/s Yashodhan Enterprises 9,28,809 (10.70%)

\*\* Includes 997 (0.01%) shares on A/c of M/s Yashodhan Enterprises (Formerly Habras International)



Sr. No.	Name of the Shareholder	Details of Shares held		Encumbered shares (*)			Details of warrants		Details of convertible securities		Total shares (including underlying shares assuming full conversion of warrants and convertible securities) as a % of diluted share capital
		Number of shares held	As a % of grand total (A)+(B)+(C)	No.	As a percentage	As a % of grand total (A)+(B)+(C) of sub-clause (I)(a)	Number of warrants held	As a % total number of warrants of the same class	Number of convertible securities held	As a % total number of convertible securities of the same class	
(i)	(ii)	(iii)	(iv)	(v)	(vi)=(v)/(iii)*100	(vii)	(viii)	(ix)	(x)	(xi)	(xii)
16	Smt. Mamta Singhania	428	0.00	-	-	-	-	-	-	-	0.00
17	Smt. Sharda Singhania	1031	0.01	-	-	-	-	-	-	-	0.01
18	Shri Shrivats Singhania	20,451	0.24	-	-	-	-	-	-	-	0.24
19	Smt. Sunanda Singhania	14,115	0.16	-	-	-	-	-	-	-	0.16
20	Smt. Swati Singhania	428	0.00	-	-	-	-	-	-	-	0.00
21	Shri Vikrampati Singhania	34,535	0.40	-	-	-	-	-	-	-	0.40
22	Shri Anshuman Singhania Karia of Shripati Singhania (HUF)	7,86,704	9.06	-	-	-	-	-	-	-	9.06
23	Shri Bharat Hari Singhania (HUF)	1,53,791	1.77	-	-	-	-	-	-	-	1.77
24	Shri Harsh Pati Singhania (HUF)	2,61,519	3.02	-	-	-	-	-	-	-	3.02
25	Dr. Raghupati Singhania (HUF)	5,846	0.07	-	-	-	-	-	-	-	0.07
26	Shri Vikrampati Singhania (HUF)	2,61,487	3.01	-	-	-	-	-	-	-	3.01
<b>TOTAL</b>		<b>64,22,493</b>	<b>73.96</b>	-	-	-	-	-	-	-	<b>73.96</b>

(\*) The term "encumbrance" has the same meaning as assigned to it in regulation 28(3) of the SAST Regulations, 2011



**(I)(c)(i) Statement showing holding of securities (including shares, warrants, convertible securities) of persons belonging to the category "Public" and holding more than 1% of the total number of shares**

Sr. No.	Name of the shareholder	Number of shares held	Shares as a percentage of total number of shares {i.e., Grand Total (A)+(B)+(C) indicated in Statement at para (I)(a) above}	Details of warrants		Details of convertible		Total shares (including underlying shares assuming full conversion of warrants and convertible securities) as a % of diluted share
				Number of warrants held	As a % total number of warrants of the same class	Number of convertible securities held	% w.r.t total number of convertible securities of the same class	
1	Life Insurance Corporation of India	2,06,390	2.38	-	-	-	-	2.38
2	Ashok Kumar Kinra [Trustee for J.K. Fenner (India) Ltd. formerly Fenner (India) Ltd.]	2,09,589	2.41	-	-	-	-	2.41
3	Edgefield Securities Limited	2,03,039	2.34	-	-	-	-	2.34
<b>TOTAL</b>		<b>6,19,018</b>	<b>7.13</b>	<b>-</b>	<b>-</b>	<b>-</b>	<b>-</b>	<b>7.13</b>

**(I)(c)(ii) Statement showing holding of securities (including shares, warrants, convertible securities) of persons (together with PAC) belonging to the category "Public" and holding more than 5% of the total number of shares of the company**

Sr. No.	Name(s) of the shareholder(s) and the Persons Acting in Concert (PAC) with them	Number of shares	Shares as a percentage of total number of shares {i.e., Grand Total (A)+(B)+(C) indicated in Statement at para (I)(a) above}	Details of warrants		Details of convertible		Total shares (including underlying shares assuming full conversion of warrants and convertible
				Number of warrants	As a % total number of warrants of the same class	Number of convertible securities held	% w.r.t total number of convertible securities of the same class	
<b>NOT APPLICABLE</b>								

(I)(d) Statement showing details of locked-in shares\*

Sr. No.	Name of the shareholder	Number of locked-in shares	Locked-in shares as a percentage of total number of shares {i.e., Grand Total (A)+(B)+(C) indicated in Statement at para (I)(a) above}	Promoter/ Promoter Group/ Public
NOT APPLICABLE				
51,54,265 Equity Shares were Locked-in upto 31.08.2012				

(II)(a) Statement showing details of Depository Receipts (DRs)

Sr. No.	Type of outstanding DR (ADRs, GDRs, SDRs, etc.)	Number of outstanding DRs	Number of shares underlying outstanding DRs	Shares underlying outstanding DRs as a percentage of total number of shares {i.e., Grand Total (A)+(B)+(C) indicated in Statement at para (I)(a) above}
NOT APPLICABLE				





**(II)(b) Statement showing holding of Depository Receipts (DRs), where underlying shares held by "promoter/promoter group" are in excess of 1% of the total number of shares**

Sr. No.	Name of the DR Holder	Type of outstanding DR (ADRs, GDRs, SDRs, etc.)	Number of shares underlying outstanding DRs	Shares underlying outstanding DRs as a percentage of total number of shares {i.e., Grand Total (A)+(B)+(C) indicated in Statement at para (I)(a) above}
NOT APPLICABLE				

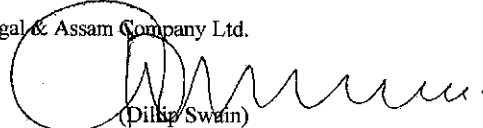
**(III)(a) Statement showing the voting pattern of shareholders, if more than one class of shares/securities is issued by the Issuer**

(Give description of voting rights for each class of security

Class X:  
Class Y:  
Class Z:)

The Company has only one class of Shares i.e. Equity Shares. Hence this part is not applicable to the Company.

For Bengal & Assam Company Ltd.

  
(Dilip Swain)  
Company Secretary