

BENGAL & ASSAM COMPANY LIMITED

Secretarial Deptt. : 'Gulab Bhawan', 3rd Floor, 6A, Bahadur Shah Zafar Marg, New Delhi - 110 002
Telephone: 30179888, 30179899, Fax: 011-23739475

Ms. Chitra Sekhar (DCS-CRD)
BSE Limited
25th Floor, P.J. Towers
Dalal Street
Mumbai – 400 001
Scrip Code – 533095
Fax No. 022-22722037/39/41/61
22723121 & 3719

BACL/SE/CL 35/2015
13th January 2015


Dear Sir/ Madam,

Re: Clause 35 – Shareholding Pattern for the Quarter ended 31st December 2014

Pursuant to the Clause 35 of the Listing Agreement, we send herewith Shareholding Pattern of the Equity Shares of the Company in the prescribed format for the quarter ended 31st December 2014.

Thanking you,

Yours faithfully,
For Bengal & Assam Company Limited


(Dilip Swain)
Company Secretary

Encl: As above

CC:

1. National Securities Depository Limited
4th Floor, 'A' Wing, Trade World
Kamala Mills Compound
Senapati Bapat Marg, Lower Parel
Mumbai – 400 013

2. Central Depository Services (India) Limited
Phiroze Jeejeebhoy Towers, 17th Floor
Dalal Street, Fort,
Mumbai–400 001



CIN : L67120DL1947PLC116830, Website : www.bengalassam.com, E-mail : dswain@jkm.com
Regd. & Admn. Office : 'Link House', 4th Floor, 3, Bahadur Shah Zafar Marg, New Delhi - 110 002
Telephone: 33001112, Fax: 011-23716607

Introductory sub-table (I)(a)			
Name of the Company:		Bengal & Assam Company Limited	
Scrip Code, Name of the scrip, class of security:		533095, Equity Shares	
Quarter ended:		31st December 2014	
Partly paid-up shares:-	No. of partly paid-up shares	As a % of total no. of partly paid-up shares	As a % of total no. of shares of the company
Held by promoter/promoter group	NOT APPLICABLE		
Held by public			
Outstanding convertible securities:-	No. of outstanding securities	As a % of total no. of outstanding convertible securities	As a % of total no. of shares of the company, assuming full conversion of the convertible securities
Held by promoter/promoter group	NOT APPLICABLE		
Held by public			
Warrants:-	No. of warrants	As a % of total no. of warrants	As a % of total no. of shares of the company, assuming full conversion of warrants
Held by promoter/promoter group	NOT APPLICABLE		
Held by public			
Total paid-up capital of the company, assuming full conversion of warrants and convertible securities	No. of Equity Shares: 86,83,553 (in Rupees): 8,68,35,530		100



Category code	Category of Shareholder	Number of Shareholders	Table (I)(a)		Total shareholding as a percentage of total number of shares		Shares Pledged or otherwise encumbered	
			Total number of shares	Number of shares held in dematerialized form				
(B)	Public shareholding							
1	Institutions						NA	NA
(a)	Mutual Funds/ UTI	13	1,111	1,000	0.01	0.01	NA	NA
(b)	Financial Institutions /Banks	19	795	108	0.01	0.01	-	-
(c)	Central Government/ State Government(s)	2	37,285	37,285	0.43	0.43	-	-
(d)	Venture Capital Funds	-	-	-	-	-	-	-
(e)	Insurance Companies	6	3,10,203	3,10,029	3.57	3.57	-	-
(f)	Foreign Institutional Investors	2	20,058	20,058	0.23	0.23	-	-
(g)	Foreign Venture Capital Investors	-	-	-	-	-	-	-
(h)	Qualified Foreign Investor	-	-	-	-	-	-	-
(i)	Any Other (specify)	-	-	-	-	-	-	-
	Sub-Total (B)(1)	42	3,69,452	3,68,480	4.25	4.25	-	-
B 2	Non-institutions						NA	NA
(a)	Bodies Corporate	576	5,43,006	5,13,254	6.25	6.25	-	-
(b)	Individuals	-	-	-	-	-	-	-
I	Individuals -i. Individual shareholders holding nominal share capital up to Rs 1 lakh	33,292	5,65,235	4,64,759	6.51	6.51	-	-
II	ii. Individual shareholders holding nominal share capital in excess of Rs. 1 lakh.	12	5,06,093	5,06,093	5.83	5.83	-	-
(c)	Qualified Foreign Investor	-	-	-	-	-	-	-
(d)	Director	1	236	236	0.00	0.00	-	-
(d-i)	NRI's/OCB's	403	2,59,224	2,58,510	2.99	2.99	-	-
(d-ii)	Custodian/Custodian of Enemy Property	17	1,297	34	0.01	0.01	-	-
(d-iii)	Trust	7	2,09,617	2,09,609	2.41	2.41	-	-
	Sub-Total (B)(2)	34,308	20,84,708	19,52,495	24.00	24.00	-	-
(B)	Total Public Shareholding (B)= (B)(1)+(B)(2)	34,350	24,54,160	23,20,975	28.26	28.26	NA	NA
	TOTAL (A)+(B)	34,376	86,83,553	85,50,368	100.00	100.00	-	-
(C)	Shares held by Custodians and against which Depository Receipts have been issued						NA	NA
1	Promoter and Promoter Group	-	-	-	-	-	-	-
2	Public	-	-	-	-	-	-	-
	Sub-Total (C)	-	-	-	-	-	-	-
	GRAND TOTAL (A)+(B)+(C)	34,376	86,83,553	85,50,368	100.00	100.00	-	-



(I)(b) Statement showing holding of securities (including shares, warrants, convertible securities) of persons belonging to the category "Promoter and Promoter Group"


Sr. No.	Name of the Shareholder	Details of Shares held		Encumbered shares (*)			Details of warrants		Details of convertible securities		Total shares (including underlying shares assuming full conversion of warrants and convertible securities) as a % of diluted share capital
		Number of shares held	As a % of grand total (A) + (B) + (C)	No.	As a percentage	As a % of grand total (A)+(B)+(C) of sub-clause (I)(a)	Number of warrants held	As a % total number of warrants of the same class	Number of convertible securities held	As a % total number of convertible securities of the same class	
(I)	(II)	(III)	(IV)	(V)	(VI)=(V)/(III)*100	(VII)	(VIII)	(IX)	(X)	(XI)	(XII)
A	Promoter										
1	Hari Shankar Singhania (Since deceased)*	26,95,500*	31.04	-	-	-	-	-	-	-	31.04
B	Promoter Group										
2	Florence Investech Ltd.	6,46,811	7.45	-	-	-	-	-	-	-	7.45
3	Juggilal Kamalpat Udyog Ltd.	66,362	0.76	-	-	-	-	-	-	-	0.76
4	Accurate Finman Services Ltd.	59,931	0.69	-	-	-	-	-	-	-	0.69
5	Nav Bharat Vanijya Ltd.	58,487	0.67	-	-	-	-	-	-	-	0.67
6	Pranav Investment (M.P.) Company Ltd.	16,008	0.18	-	-	-	-	-	-	-	0.18
7	JK Credit & Finance Ltd.	14,705	0.17	-	-	-	-	-	-	-	0.17
8	JK Tyre & Industries Ltd.	11,641	0.13	-	-	-	-	-	-	-	0.13
9	Param Shubham Vanijya Ltd.	1,422	0.02	-	-	-	-	-	-	-	0.02
10	Sago Trading Ltd.	3	0.00	-	-	-	-	-	-	-	0.00
11	Bharat Hari Singhania**	1,89,609**	2.18	-	-	-	-	-	-	-	2.18
12	Dr. Raghupati Singhania	8,69,776	10.02	-	-	-	-	-	-	-	10.02
13	Vinita Singhania	68,727	0.79	-	-	-	-	-	-	-	0.79
14	Anshuman Singhania	11,848	0.14	-	-	-	-	-	-	-	0.14
15	Harsh Pati Singhania	12,528	0.14	-	-	-	-	-	-	-	0.14

*Includes 18,57,619 (21.39%) shares on A/c of M/s Yashodhan Enterprises (Formerly Habras International) Pursuant to the Probate granted by Hon'ble High Court of Bombay, these shares standing registered in the Name of Shri Hari Shankar Singhania (since deceased) stood temporarily vested with the executors to the estate of Late Shri Hari Shankar Singhania, namely, Shri Bharat Hari Singhania, Dr. Raghupati Singhania and Shri Harsh Pati Singhania, pending allocation thereof to the respective beneficiaries/individuals, in terms of the Will of Late Shri Hari Shankar Singhania/Probate granted by the High Court of Bombay, as aforesaid.

** Includes 997 (0.01%) shares on A/c of M/s Yashodhan Enterprises (Formerly Habras International)



Sr. No.	Name of the Shareholder	Details of Shares held		Encumbered shares (*)			Details of warrants		Details of convertible securities		Total shares (including underlying shares assuming full conversion of warrants and convertible securities) as a % of diluted share capital
		Number of shares held	As a % of grand total (A) + (B) + (C)	No.	As a percentage	As a % of grand total (A)+(B)+(C) of sub-clause (I)(a)	Number of warrants held	As a % total number of warrants of the same class	Number of convertible securities held	As a % total number of convertible securities of the same class	
(i)	(ii)	(iii)	(iv)	(v)	(vi)=(v)/(iii)*100	(vii)	(viii)	(ix)	(x)	(xi)	(xii)
16	Mamta Singhania	428	0.00	-	-	-	-	-	-	-	0.00
17	Sharda Singhania	1031	0.01	-	-	-	-	-	-	-	0.01
18	Shrivats Singhania	11,251	0.14	-	-	-	-	-	-	-	0.14
19	Sunanda Singhania	8415	0.10	-	-	-	-	-	-	-	0.10
20	Swati Singhania	428	0.00	-	-	-	-	-	-	-	0.00
21	Vikrampati Singhania	15,135	0.17	-	-	-	-	-	-	-	0.17
22	Anshuman Singhania Karta of Shripati Singhania (HUF)	7,86,704	9.07	-	-	-	-	-	-	-	9.07
23	Bharat Hari Singhania (HUF)	1,53,791	1.77	-	-	-	-	-	-	-	1.77
24	Harsh Pati Singhania (HUF)	2,61,519	3.02	-	-	-	-	-	-	-	3.02
25	Raghupati Singhania (HUF)	5,846	0.07	-	-	-	-	-	-	-	0.07
26	Vikrampati Singhania (HUF)	2,61,487	3.01	-	-	-	-	-	-	-	3.01
27	J.K. Fenner (India) Ltd. [formerly Fenner (India) Ltd.]	-	-	-	-	-	-	-	-	-	-
28	BMF Investments Ltd.	-	-	-	-	-	-	-	-	-	-
29	JK Agri Genetics Ltd.	-	-	-	-	-	-	-	-	-	-
30	JK Lakshmi Cement Ltd.	-	-	-	-	-	-	-	-	-	-
31	Southern Spinners and Processors Ltd.	-	-	-	-	-	-	-	-	-	-
32	Modern Cotton Yarn Spinners Ltd.	-	-	-	-	-	-	-	-	-	-
33	Hansdeep Industries and Trading Company Ltd.	-	-	-	-	-	-	-	-	-	-
34	Bhopal Udyog Limited	-	-	-	-	-	-	-	-	-	-
35	Dwarkesh Energy Ltd.	-	-	-	-	-	-	-	-	-	-
36	LVP Foods Pvt. Ltd.	-	-	-	-	-	-	-	-	-	-



Sr. No.	Name of the Shareholder	Details of Shares held		Encumbered shares (*)			Details of warrants		Details of convertible securities		Total shares (including underlying shares assuming full conversion of warrants and convertible securities) as a % of diluted share capital
		Number of shares held	As a % of grand total (A) + (B) + (C)	No.	As a percentage	As a % of grand total (A)+(B)+(C) of sub-clause (I)(a)	Number of warrants held	As a % total number of warrants of the same class	Number of convertible securities held	As a % total number of convertible securities of the same class	
(i)	(ii)	(iii)	(iv)	(v)	(vi)=(v)/(iii)*100	(vii)	(viii)	(ix)	(x)	(xi)	(xii)
37	Umang Dairies Ltd.	-	-	-	-	-	-	-	-	-	-
38	JK Paper Ltd.	-	-	-	-	-	-	-	-	-	-
39	M/s Yashodhan Enterprises (Formerly Habras International)	-	-	-	-	-	-	-	-	-	-
40	M/s Juggilal Kamalpat Lakshmiapat	-	-	-	-	-	-	-	-	-	-
TOTAL		62,29,393	71.74	-	-	-	-	-	-	-	71.74

(* The term "encumbrance" has the same meaning as assigned to it in regulation 28(3) of the SAST Regulations, 2011

Note: Sl. No. 27 to 40 are part of the Promoter Group and their names were disclosed as such pursuant to Regulation 3(1)(e)(i) of SEBI (Substantial Acquisition of Shares and Takeovers) Regulation, 1997 in the Annual Reports of the Company, last being for the Financial Year ended 31st March 2011, before the modification of the SEBI Takeover Code in October 2011. Their names have been shown above with a view to maintain consistency in the disclosures pursuant to Clause 35 of the Listing Agreement and Regulation 30(2) of SEBI Takeover Code 2011.

(I)(c)(i) Statement showing holding of securities (including shares, warrants, convertible securities) of persons belonging to the category "Public" and holding more than 1% of the total number of shares

Sr. No.	Name of the shareholder	Number of shares held	Shares as a percentage of total number of shares {i.e., Grand Total (A)+(B)+(C) indicated in Statement at para (I)(a) above}	Details of warrants		Details of convertible		Total shares (including underlying shares assuming full conversion of warrants and convertible securities) as a % of diluted share
				Number of warrants held	As a % total number of warrants of the same class	Number of convertible securities held	% w.r.t total number of convertible securities of the same class	
1	Life Insurance Corporation of India	2,27,036	2.61	-	-	-	-	2.61
2	Ashok Kumar Kinra [Trustee for J.K. Fenner (India) Ltd. formerly Fenner (India) Ltd.]	2,09,589	2.41	-	-	-	-	2.41
3	Edgefield Securities Limited	2,03,039	2.34	-	-	-	-	2.34
4	Bhupendra G Sanghavi	90,478	1.04	-	-	-	-	1.04
TOTAL		7,30,142	8.40	-	-	-	-	8.40

(I)(c)(ii) Statement showing holding of securities (including shares, warrants, convertible securities) of persons (together with PAC) belonging to the category "Public" and holding more than 5% of the total number of shares of the company

Sr. No.	Name(s) of the shareholder(s) and the Persons Acting in Concert (PAC) with them	Number of shares	Shares as a percentage of total number of shares {i.e., Grand Total (A)+(B)+(C) indicated in Statement at para (I)(a) above}	Details of warrants		Details of convertible		Total shares (including underlying shares assuming full conversion of warrants and convertible securities)
				Number of warrants	As a % total number of warrants of the same class	Number of convertible securities held	% w.r.t total number of convertible securities of the same class	
NOT APPLICABLE								



(I)(d) Statement showing details of locked-in shares*

Sr. No.	Name of the shareholder	Number of locked-in shares	Locked-in shares as a percentage of total number of shares {i.e., Grand Total (A)+(B)+(C) indicated in Statement at para (I)(a) above}	Promoter/ Promoter Group/ Public
NOT APPLICABLE				
51,54,265 Equity Shares were Locked-in upto 31.08.2012				

(II)(a) Statement showing details of Depository Receipts (DRs)

Sr. No.	Type of outstanding DR (ADRs, GDRs, SDRs, etc.)	Number of outstanding DRs	Number of shares underlying outstanding DRs	Shares underlying outstanding DRs as a percentage of total number of shares {i.e., Grand Total (A)+(B)+(C) indicated in Statement at para (I)(a) above}
NOT APPLICABLE				



(II)(b) Statement showing holding of Depository Receipts (DRs), where underlying shares held by "promoter/promoter group" are in excess of 1% of the total number of shares

Sr. No.	Name of the DR Holder	Type of outstanding DR (ADRs, GDRs, SDRs, etc.)	Number of shares underlying outstanding DRs	Shares underlying outstanding DRs as a percentage of total number of shares (i.e., Grand Total (A)+(B)+(C) indicated in Statement at para (I)(a) above)
NOT APPLICABLE				

(III)(a)

Statement showing the voting pattern of shareholders, if more than one class of shares/securities is issued by the Issuer

(Give description of voting rights for each class of security)


Class X:

Class Y:

Class Z:)

The Company has only one class of Shares i.e. Equity Shares. Hence this part is not applicable to the Company.

For Bengal & Assam Company Ltd.



(Dillip Swain)
Company Secretary