


Introductory sub-table (I)(a)

<b>Name of the Company:</b>		Bengal & Assam Company Ltd.	
<b>Scrip Code, Name of the scrip, class of security:</b>		533095, Equity Shares	
<b>Quarter ended:</b>		30th September 2011	
<b>Partly paid-up shares:-</b>			
	<b>No. of partly paid-up shares</b>	<b>As a % of total no. of partly paid-up shares</b>	<b>As a % of total no. of shares of the company</b>
Held by promoter/promoter group		NOT APPLICABLE	
Held by public		NOT APPLICABLE	
<b>Total - D</b>	-	-	-
<b>Outstanding convertible securities:-</b>			
	<b>No. of outstanding securities</b>	<b>As a % of total no. of outstanding convertible securities</b>	<b>As a % of total no. of shares of the company, assuming full conversion of the convertible securities</b>
Held by promoter/promoter group		NOT APPLICABLE	
Held by public		NOT APPLICABLE	
<b>Total - E</b>	-	-	-
<b>Warrants:-</b>			
	<b>No. of warrants</b>	<b>As a % of total no. of warrants</b>	<b>As a % of total no. of shares of the company, assuming full conversion of warrants</b>
Held by promoter/promoter group		NOT APPLICABLE	
Held by public		NOT APPLICABLE	
<b>Total - F</b>	-	-	-
<b>Total paid-up capital of the company, assuming full conversion of warrants and convertible securities (Grand Total (A+B+C)+ D+E+F )</b>	<b>Total no. of shares</b>	<b>86,83,553</b>	<b>As a % of total no. of shares of the company</b>
		<b>100</b>	




## Statement showing Shareholding Pattern

Table (I)(a)

Category code	Category of shareholder	Number of shareholders	Total number of shares	Number of shares held in dematerialized form	Total shareholding as a percentage of total number of shares		Shares pledged or otherwise encumbered	
					As a percentage of (A+B)	As a percentage of (A+B+C)	Number of Shares	As a Percentage
(I)	(II)	(III)	(IV)	(V)	(VI)	(VII)	(VIII)	(IX)= (VIII)/(IV)*100
(A)	Shareholding of Promoter and Promoter Group							
(1)	Indian							
(a)	Individuals/ Hindu Undivided Family	19	5,176,993	5,176,993	59.62	59.62	-	-
(b)	Central Government/ State Government(s)	-	-	-	-	-	-	-
(c)	Bodies Corporate	10	880,047	880,047	10.13	10.13	-	-
(d)	Financial Institutions/ Banks	-	-	-	-	-	-	-
(e)	Any Other (specify)	-	-	-	-	-	-	-
	<b>Sub-Total (A)(1)</b>	<b>29</b>	<b>6,057,040</b>	<b>6,057,040</b>	<b>69.75</b>	<b>69.75</b>	-	-
(2)	Foreign							
(a)	Individuals (Non-Resident Individuals/ Foreign Individuals)	-	-	-	-	-	-	-
(b)	Bodies Corporate	-	-	-	-	-	-	-
(c)	Institutions	-	-	-	-	-	-	-
(d)	Any Other (specify)	-	-	-	-	-	-	-
	<b>Sub-Total (A)(2)</b>	-	-	-	-	-	-	-
	<b>Total Shareholding of Promoter and Promoter Group (A)= (A)(1)+(A)(2)</b>	<b>29</b>	<b>6,057,040</b>	<b>6,057,040</b>	<b>69.75</b>	<b>69.75</b>	-	-


J.



Category code	Category of shareholder	Number of shareholders	Total number of shares	Number of shares held in dematerialized form	Total shareholding as a percentage of total number of shares		Shares pledged or otherwise encumbered	
					As a percentage of (A+B)	As a percentage of (A+B+C)	Number of Shares	As a Percentage
(I)	(II)	(III)	(IV)	(V)	(VI)	(VII)	(VIII)	(IX)= (VIII)/(IV)*100
<b>(B)</b>	<b>Public shareholding</b>						N.A.	N.A.
<b>(1)</b>	<b>Institutions</b>						N.A.	N.A.
(a)	Mutual Funds/ UTI	14	1,129	997	0.01	0.01	-	-
(b)	Financial Institutions/ Banks	23	1,150	108	0.01	0.01	-	-
(c)	Central Government/ State Government(s)	2	37,285	37,285	0.43	0.43	-	-
(d)	Venture Capital Funds	-	-	-	-	-	-	-
(e)	Insurance Companies	6	3,57,821	3,57,647	4.12	4.12	-	-
(f)	Foreign Institutional Investors	5	14,284	14,261	0.17	0.17	-	-
(g)	Foreign Venture Capital Investors	-	-	-	-	-	-	-
(h)	Any Other (specify)	-	-	-	-	-	-	-
	<b>Sub-Total (B)(1)</b>	<b>50</b>	<b>4,11,669</b>	<b>4,10,298</b>	<b>4.74</b>	<b>4.74</b>	-	-
<b>B 2</b>	<b>Non-Institutions</b>							
(a)	Bodies Corporate	606	5,47,421	4,90,563	6.30	6.30	N.A.	N.A.
(b)	Individuals							
I	Individuals-i) individual shareholders holding nominal share capital up to Rs. 1 lakh.	40,616	6,02,801	4,61,037	6.94	6.94	-	-
II	ii) Individual shareholders holding nominal share capital in excess of Rs. 1 lakh.	7	3,12,513	3,12,513	3.60	3.60	-	-
(c)	Any Other (specify)							
(c-i)	Trusts	13	2,09,797	2,09,755	2.42	2.42	-	-
(c-ii)	NRI's/OCB's	565	5,41,049	5,32,923	6.23	6.23	-	-
(c-iii)	Custodian of enemy property	15	1,263	-	0.01	0.01	-	-
	<b>Sub-Total (B)(2)</b>	<b>41,822</b>	<b>22,14,844</b>	<b>2,006,791</b>	<b>25.51</b>	<b>25.51</b>	-	-
<b>(B)</b>	<b>Total Public Shareholding (B)= (B)(1)+(B)(2)</b>	<b>41,872</b>	<b>26,26,513</b>	<b>24,17,089</b>	<b>30.25</b>	<b>30.25</b>	N.A.	N.A.
	<b>TOTAL (A)+(B)</b>	<b>41,901</b>	<b>86,83,553</b>	<b>84,74,129</b>	<b>100.00</b>	<b>100.00</b>	N.A.	N.A.
<b>(C)</b>	<b>Shares held by Custodians and against which Depository Receipts have been issued</b>						N.A.	N.A.
1	Promoter and Promoter Group	-	-	-	-	-	N.A.	N.A.
2	Public	-	-	-	-	-	N.A.	N.A.
	<b>Sub-Total ( C )</b>	-	-	-	-	-	N.A.	N.A.
	<b>GRAND TOTAL (A)+(B)+(C)</b>	<b>41,901</b>	<b>86,83,553</b>	<b>84,74,129</b>	<b>100.00</b>	<b>100.00</b>	N.A.	N.A.


N.A.- Not Applicable

J.



## (1)(b) Statement showing Shareholding of persons belonging to the category "Promoter and Promoter Group"

Sr. No.	Name of the shareholder	Total Shares Held		Shares pledged or otherwise encumbered		
		Number of shares	As a % of Grand Total (A)+(B)+(C)	Number	As a Percentage (VI)=(V)/(III) *100	As a % of Grand Total (A)+(B)+(C) of sub-clause (1)(a) (VII)
(I)	(II)	(III)	(IV)	(V)	(VI)=(V)/(III) *100	(VII)
1	Shri Anshuman Singhania	2,548	0.03	-	-	-
2	Shri Bharat Hari Singhania	1,52,560	1.76	-	-	-
3	Shri Hari Shankar Singhania	8,23,151	9.48	-	-	-
4	Shri Harsh Pati Singhania	3,228	0.04	-	-	-
5	Smt. Mamta Singhania	428	0.01	-	-	-
6	Dr.Raghupati Singhania	8,15,500	9.39	-	-	-
7	Smt. Sharda Singhania	1,031	0.01	-	-	-
8	Shri Shrivats Singhania	1,951	0.02	-	-	-
9	Smt. Sunanda Singhania	8,415	0.10	-	-	-
10	Smt. Swati Singhania	428	0.01	-	-	-
11	Shri Vikram Pati Singhania	5,835	0.07	-	-	-
12	Smt. Vinita Singhania	33,955	0.39	-	-	-
13	Shri Bharat Hari Singhania (HUF)	1,53,791	1.77	-	-	-
14	Shri Hari Shankar Singhania A/c Habras International	18,57,619	21.39	-	-	-
15	Shri Bharat Hari Singhania A/c Habras International	997	0.01	-	-	-
16	Shri Harsh Pati Singhania (HUF)	2,61,519	3.01	-	-	-
17	Dr.Raghupati Singhania(HUF)	5,846	0.07	-	-	-
18	Shri Anshuman Singhania-Karta of Shripati Singhania(HUF)	7,86,704	9.06	-	-	-
19	Shri Vikram Pati Singhania(HUF)	2,61,487	3.01	-	-	-
20	JK Credit & Finance Ltd.	14,705	0.17	-	-	-
21	Jugglal Kamlapat Udyog Ltd.	66,362	0.76	-	-	-
22	Pranav Investment (M.P.) Ltd.	16,008	0.18	-	-	-
23	JK Tyre & Industries Ltd.	11,641	0.13	-	-	-
24	JK Agri Genetics Ltd.	6,46,811	7.45	-	-	-
25	JK Paper Ltd	4,677	0.05	-	-	-
26	Nav Bharat Vanija Ltd.	58,487	0.67	-	-	-
27	Param Shubham Vanija Ltd.	1,422	0.02	-	-	-
28	Sago Trading Ltd.	3	0.00	-	-	-
29	Accurate Finman Services Ltd.	59,931	0.69	-	-	-
	<b>TOTAL</b>	<b>60,57,040</b>	<b>69.75</b>	-	-	-



**(I)(c) Statement showing Shareholding of persons belonging to the category "Public" and holding more than 1% of the total number of shares**

Sr. No.	Name of the shareholder	Number of shares	Shares as a percentage of total number of shares (i.e., Grand Total (A)+(B)+(C) indicated in Statement at para (I)(a) above)
1.	Edgefield Securities Ltd.	2,03,039	2.34
2	Life Insurance Corporation of India	2,74,654	3.16
3.	A.K. Kinra(Trustee for Fenner (India) Ltd.)	2,09,589	2.41
4.	Keswani Hareesh	1,66,859	1.92
5.	Ricky Ishwardas Kripalani	1,41,382	1.63
<b>TOTAL</b>		<b>9,95,523</b>	<b>11.46</b>

**(I)(d) Statement showing details of locked-in shares**

Sr. No.	Name of the shareholder	Number of locked-in shares	Locked in shares as a percentage of total number of shares ( i.e., Grand Total (A)+(B)+( C ) indicated in Statement at para (I)(a) above)
1.	Shri Hari Shankar Singhania	7,00,000	8.06
2.	Shri Bharat Hari Singhania	1,20,000	1.38
3.	Shri Bharat Hari Singhania, HUF	1,40,000	1.61
4.	Shri Harsh Pati Singhania, HUF	2,20,000	2.53
5.	Shri Vikrampati Singhania, HUF	220,000	2.53
6.	Shri Anshuman Singhania-Karta of Shripati Singhania, HUF	7,00,000	8.06
7.	Dr. Raghupati Singhania, HUF	7,00,000	8.06
8.	Shri Hari Shankar Singhania- A/c Habras International	17,54,265	20.20
9.	JK Agri Genetics Ltd.	6,00,000	6.92
<b>Total</b>		<b>51,54,265</b>	<b>59.35</b>

All the 5,154,265 Shares as mentioned in Sr. No. 1 to 9 as aforesaid are of Promoters and Promoter group Category.

**(II)(a) Statement showing details of Depository Receipts (DRs)**

Sr. No.	Type of outstanding DR (ADRs, GDRs, SDRs, etc.)	Number of outstanding DRs	Number of shares underlying outstanding DRs	Shares underlying outstanding DRs as a percentage of total number of shares (i.e., Grand Total (A)+(B)+(C) indicated in Statement at para (I)(a) above)
1.	NOT APPLICABLE			

**(II)(b) Statement showing Holding of Depository Receipts (DRs), where underlying shares held by 'promoter/promoter group' are in excess of 1% of the total number of shares**

Sr. No.	Name of the DR Holder	Type of outstanding DR (ADRs, GDRs, SDRs, etc.)	Number of shares underlying outstanding DRs	Shares underlying outstanding DRs as a percentage of total number of shares (i.e., Grand Total (A)+(B)+(C) indicated in Statement at para (I)(a) above)
1.	NOT APPLICABLE			


**(III)(a) Statement showing the voting pattern of shareholders, if more than one class of shares/securities is issued by the issuer**

(Give description of voting rights for each class of security

Class X:  
Class Y:  
Class Z:)

The Company has only one class of Shares i.e. Equity Shares. Hence this part is not applicable to the Company.

For Bengal & Assam Company Ltd.



*[Signature]*  
Company Secretary

