



Introductory sub-table (I)(a)

Name of the Company:		Bengal & Assam Company Ltd.	
Scrip Code, Name of the scrip, class of security:		533095, Equity Shares	
Quarter ended:		30th June 2011	
Partly paid-up shares:-			
	No. of partly paid-up shares	As a % of total no. of partly paid-up shares	As a % of total no. of shares of the company
Held by promoter/promoter group		NOT APPLICABLE	
Held by public			
Total - D	-	-	-
Outstanding convertible securities:-			
	No. of outstanding securities	As a % of total no. of outstanding convertible securities	As a % of total no. of shares of the company, assuming full conversion of the convertible securities
Held by promoter/promoter group		NOT APPLICABLE	
Held by public			
Total - E	-	-	-
Warrants:-			
	No. of warrants	As a % of total no. of warrants	As a % of total no. of shares of the company, assuming full conversion of warrants
Held by promoter/promoter group		NOT APPLICABLE	
Held by public			
Total - F	-	-	-
Total paid-up capital of the company, assuming full conversion of warrants and convertible securities (Grand Total (A+B+C)+ D+E+F)	Total no. of shares		As a % of total no. of shares of the company
	8,683,553		100



Statement showing Shareholding Pattern								
Table (I)(a)								
Category code	Category of shareholder	Number of shareholders	Total number of shares	Number of shares held in dematerialized form	Total shareholding as a percentage of total number of shares		Shares pledged or otherwise encumbered	
					As a percentage of (A+B) (VI)	As a percentage of (A+B+C) (VII)	Number of Shares (VIII)	As a Percentage (IX) = (VIII)/(IV)*100
(I)	(II)	(III)	(IV)	(V)	(VI)	(VII)	(VIII)	(IX)
(A)	Shareholding of Promoter and Promoter Group							
(1)	Indian							
(a)	Individuals/ Hindu Undivided Family	19	5,176,993	183,424	59.82	59.82	-	-
(b)	Central Government/ State Government(s)	-	-	-	-	-	-	-
(c)	Bodies Corporate	10	880,047	808,381	10.13	10.13	-	-
(d)	Financial Institutions/ Banks	-	-	-	-	-	-	-
(e)	Any Other (specify)	-	-	-	-	-	-	-
	Sub-Total (A)(1)	29	6,057,040	989,805	69.75	69.75	-	-
(2)	Foreign							
(a)	Individuals (Non-Resident Individuals/ Foreign Individuals)	-	-	-	-	-	-	-
(b)	Bodies Corporate	-	-	-	-	-	-	-
(c)	Institutions	-	-	-	-	-	-	-
(d)	Any Other (specify)	-	-	-	-	-	-	-
	Sub-Total (A)(2)	-	-	-	-	-	-	-
	Total Shareholding of Promoter and Promoter Group (A) = (A)(1)+(A)(2)	29	6,057,040	989,805	69.75	69.75	-	-


J.



Category code	Category of shareholder	Number of shareholders	Total number of shares	Number of shares held in dematerialized form	Total shareholding as a percentage of total number of shares		Shares pledged or otherwise encumbered	
					As a percentage of (A+B)	As a percentage of (A+B+C)	Number of Shares	As a Percentage
(I)	(II)	(III)	(IV)	(V)	(VI)	(VII)	(VIII)	(IX)= (VIII)/(IV)*100
(B)	Public shareholding						N.A.	N.A.
(1)	Institutions						N.A.	N.A.
(a)	Mutual Funds/ UTI	14	1,129	997	0.01	0.01	-	-
(b)	Financial Institutions/ Banks	23	1,150	108	0.01	0.01	-	-
(c)	Central Government/ State Government(s)	2	37,285	37,285	0.43	0.43	-	-
(d)	Venture Capital Funds	-	-	-	-	-	-	-
(e)	Insurance Companies	6	3,57,821	3,57,847	4.12	4.12	-	-
(f)	Foreign Institutional Investors	5	14,284	14,261	0.17	0.17	-	-
(g)	Foreign Venture Capital Investors	-	-	-	-	-	-	-
(h)	Any Other (specify)	-	-	-	-	-	-	-
	Sub-Total (B)(1)	50	4,11,669	4,10,298	4.74	4.74	-	-
B 2	Non-institutions							
(a)	Bodies Corporate	636	4,90,948	4,34,090	5.65	5.65	N.A.	N.A.
(b)	Individuals							
i	Individuals-i) individual shareholders holding nominal share capital up to Rs. 1 lakh.	40,908	6,34,528	4,91,543	7.31	7.31	-	-
ii	ii) Individual shareholders holding nominal share capital in excess of Rs. 1 lakh.	6	2,93,172	2,93,172	3.38	3.38	-	-
(c)	Any Other (specify)							
(c-i)	Trusts	13	2,09,797	2,09,755	2.42	2.42	-	-
(c-ii)	NRI's/OCB's	569	5,85,136	5,76,984	6.74	6.74	-	-
(c-iii)	Custodian of enemy property	15	1,263	-	0.01	0.01	-	-
	Sub-Total (B)(2)	42,147	22,14,844	20,05,544	25.51	25.51	-	-
(B)	Total Public Shareholding (B)= (B)(1)+(B)(2)	42,197	2,626,513	24,15,842	30.25	30.25	N.A.	N.A.
	TOTAL (A)+(B)	42,226	86,83,553	34,05,647	100.00	100.00	N.A.	N.A.
(C)	Shares held by Custodians and against which Depository Receipts have been issued						N.A.	N.A.
1	Promoter and Promoter Group	-	-	-	-	-	N.A.	N.A.
2	Public	-	-	-	-	-	N.A.	N.A.
	Sub-Total (C)	-	-	-	-	-	N.A.	N.A.
	GRAND TOTAL (A)+(B)+(C)	42,226	86,83,553	34,05,647	100.00	100.00	N.A.	N.A.

N.A.- Not Applicable

J.



(IXb) Statement showing Shareholding of persons belonging to the category "Promoter and Promoter Group"

Sr. No.	Name of the shareholder	Total Shares Held		Shares pledged or otherwise encumbered		
		Number of shares	As a % of Grand Total (A)+(B)+(C)	Number	As a Percentage (VI)=(V)/(III) *100	As a % of Grand Total (A)+(B)+(C) of sub-clause (I)(a) (VII)
(I)	(II)	(III)	(IV)	(V)	(VI)	(VII)
1	Shri Anshuman Singhania	12,158	0.14	-	-	-
2	Shri Bharat Hari Singhania	152,560	1.76	-	-	-
3	Shri Hari Shankar Singhania	823,151	9.48	-	-	-
4	Shri Harsh Pati Singhania	3,228	0.04	-	-	-
5	Smt. Mamta Singhania	428	0.01	-	-	-
6	Dr.Raghupati Singhania	815,500	9.39	-	-	-
7	Smt. Sharda Singhania	1,031	0.01	-	-	-
8	Shri Shrivats Singhania	1,951	0.02	-	-	-
9	Smt. Sunanda Singhania	8,415	0.10	-	-	-
10	Smt. Swati Singhania	428	0.01	-	-	-
11	Shri Vikram Pati Singhania	5,835	0.07	-	-	-
12	Smt. Vinita Singhania	33,955	0.39	-	-	-
13	Shri Bharat Hari Singhania (HUF)	153,791	1.77	-	-	-
14	Shri Hari Shankar Singhania A/c Habras International	1,857,619	21.39	-	-	-
15	Shri Bharat Hari Singhania A/c Habras International	997	0.01	-	-	-
16	Shri Harsh Pati Singhania (HUF)	261,519	3.01	-	-	-
17	Dr.Raghupati Singhania(HUF)	5,846	0.07	-	-	-
18	Shri Anshuman Singhania-Karta of Shripati Singhania(HUF)	777,094	8.95	-	-	-
19	Shri Vikram Pati Singhania(HUF)	261,487	3.01	-	-	-
20	JK Credit & Finance Ltd.	14,705	0.17	-	-	-
21	Juggilal Kamapat Udyog Ltd.	66,362	0.78	-	-	-
22	Pranav Investment (M.P.) Ltd.	16,008	0.18	-	-	-
23	JK Tyre & Industries Ltd.	11,641	0.13	-	-	-
24	JK Agri Genetics Ltd.	648,811	7.45	-	-	-
25	JK Paper Ltd	4,677	0.05	-	-	-
26	Nav Bharat Vanija Ltd.	58,487	0.67	-	-	-
27	Param Shubham Vanija Ltd.	1,422	0.02	-	-	-
28	Sago Trading Ltd.	3	0.00	-	-	-
29	Accurate Finman Services Ltd.	59,931	0.69	-	-	-
	TOTAL	6,057,040	69.75	-	-	-



(I)(c) Statement showing Shareholding of persons belonging to the category "Public" and holding more than 1% of the total number of shares.

Sr. No.	Name of the shareholder	Number of shares	Shares as a percentage of total number of shares (i.e., Grand Total (A)+(B)+(C) Indicated in Statement at para (I)(a) above)
1.	Edgefield Securities Ltd.	203,039	2.34
2.	Life Insurance Corporation of India	274,654	3.16
3.	A.K. Kinra(Trustee for Fenner (India) Ltd.)	209,589	2.41
4.	Keswani Hareesh	1,83,207	2.11
5.	Ricky Ishwardas Kripalani	1,69,159	1.95
TOTAL		10,39,648	11.97

(I)(d) Statement showing details of locked-in shares

Sr. No.	Name of the shareholder	Number of locked-in shares	Locked in shares as a percentage of total number of shares (i.e., Grand Total (A)+(B)+(C) Indicated in Statement at para (I)(a) above)
1.	Shri Hari Shankar Singhania	700,000	8.06
2.	Shri Bharat Hari Singhania	120,000	1.38
3.	Shri Bharat Hari Singhania, HUF	140,000	1.61
4.	Shri Harsh Pati Singhania, HUF	220,000	2.53
5.	Shri Vikrampati Singhania, HUF	220,000	2.53
6.	Shri Anshuman Singhania-Karta of Shripati Singhania, HUF	700,000	8.06
7.	Dr. Raghupati Singhania, HUF	700,000	8.06
8.	Shri Hari Shankar Singhania- A/c Habras International	1,754,265	20.20
9.	JK Agri Genetics Ltd.	600,000	6.92
Total		5,154,265	59.35

All the 5,154,265 Shares as mentioned in Sr. No. 1 to 9 as aforesaid are of Promoters and Promoter group Category.

(II)(a) Statement showing details of Depository Receipts (DRs)

Sr. No.	Type of outstanding DR (ADRs, GDRs, SDRs, etc.)	Number of outstanding DRs	Number of shares underlying outstanding DRs	Shares underlying outstanding DRs as a percentage of total number of shares (i.e., Grand Total (A)+(B)+(C) Indicated in Statement at para (I)(a) above)
1.	NOT APPLICABLE			

(II)(b) Statement showing Holding of Depository Receipts (DRs), where underlying shares held by 'promoter/promoter group' are in excess of 1% of the total number of shares


Sr. No.	Name of the DR Holder	Type of outstanding DR (ADRs, GDRs, SDRs, etc.)	Number of shares underlying outstanding DRs	Shares underlying outstanding DRs as a percentage of total number of shares (i.e., Grand Total (A)+(B)+(C) Indicated in Statement at para (I)(a) above)
1.	NOT APPLICABLE			

(III)(a) Statement showing the voting pattern of shareholders, if more than one class of shares/securities is issued by the issuer

(Give description of voting rights for each class of security)

Class X:
Class Y:
Class Z:)

The Company has only one class of Shares i.e. Equity Shares. Hence this part is not applicable to the Company.



For Bengal & Assam Company Ltd.

(Signature)
(D.N. Swain)
Company Secretary