


Introductory sub-table (I)(a)			
Name of the Company:		Bengal & Assam Company Limited	
Scrip Code, Name of the scrip, class of security:		533095, Equity Shares	
Quarter ended:		31st December 2011	
Partly paid-up shares:-	No. of partly paid-up shares	As a % of total no. of partly paid-up shares	As a % of total no. of shares of the company
Held by promoter/promoter group	NOT APPLICABLE		
Held by public			
Total - D			
Outstanding convertible securities:-	No. of outstanding securities	As a % of total no. of outstanding convertible securities	As a % of total no. of shares of the company, assuming full conversion of the convertible securities
Held by promoter/promoter group	NOT APPLICABLE		
Held by public			
Total - E			
Warrants:-	No. of warrants	As a % of total no. of warrants	As a % of total no. of shares of the company, assuming full conversion of warrants
Held by promoter/promoter group	NOT APPLICABLE		
Held by public			
Total - F			
Total paid-up capital of the company, assuming full conversion of warrants and convertible securities	8,683,553		100



Category code	Category of Shareholder	Number of Shareholders	Table (I)(a)		Total shareholding as a percentage of total number of shares		Shares Pledged or otherwise encumbered	
			Total number of shares	Number of shares held in dematerialized form				
(B)	Public shareholding							
1	Institutions							
(a)	Mutual Funds/UTI	14	1,129	997	0.01	0.01	-	-
(b)	Financial Institutions / Banks	23	1,150	108	0.01	0.01	-	-
(c)	Central Government/ State Government(s)	2	37,285	37,285	0.43	0.43	-	-
(d)	Venture Capital Funds	-	-	-	-	-	-	-
(e)	Insurance Companies	6	3,57,821	3,57,647	4.13	4.13	-	-
(f)	Foreign Institutional Investors	5	14,284	14,261	0.16	0.16	-	-
(g)	Foreign Venture Capital Investors	-	-	-	-	-	-	-
(h)	Any Other (specify)	-	-	-	-	-	-	-
(h-i)		-	-	-	-	-	-	-
(h-ii)		-	-	-	-	-	-	-
	Sub-Total (B)(1)	50	4,11,669	4,10,298	4.74	4.74	-	-
B 2	Non-institutions							
(a)	Bodies Corporate	609	5,42,824	4,93,202	6.25	6.25	-	-
(b)	Individuals	-	-	-	-	-	-	-
I	Individuals -i. Individual shareholders holding nominal share capital up to Rs 1 lakh	40,488	6,05,806	4,64,682	6.98	6.98	-	-
II	ii. Individual shareholders holding nominal share capital in excess of Rs. 1 lakh.	7	3,08,201	3,08,201	3.55	3.55	-	-
(c)	Any Other (specify)	-	-	-	-	-	-	-
(c-i)	NRI's/OCB's	557	5,46,953	5,38,827	6.30	6.30	-	-
(c-ii)	Custodian of enemy property	15	1,263	-	0.01	0.01	-	-
(c-iii)	Trust	13	2,09,797	2,09,755	2.42	2.42	-	-
	Sub-Total (B)(2)	41,689	22,14,844	20,14,667	25.51	25.51	-	-
(B)	Total Public Shareholding (B)= (B)(1)+(B)(2)	41,739	26,26,513	24,24,965	30.25	30.25	-	-
	TOTAL (A)+(B)	41,766	86,83,553	84,82,005	100.00	100.00	-	-
(C)	Shares held by Custodians and against which Depository Receipts have been issued							
1	Promoter and Promoter Group	-	-	-	-	-	-	-
2	Public	-	-	-	-	-	-	-
	Sub-Total (C)	-	-	-	-	-	-	-
	GRAND TOTAL (A)+(B)+(C)	41,766	86,83,553	84,82,005	100.00	100.00	-	-



(I)(b) Statement showing holding of securities (including shares, warrants, convertible securities) of persons belonging to the category "Promoter and Promoter Group"

Sr.	Name of the Shareholder	Details of Shares held		Encumbered shares (*)			Details of warrants		Details of convertible securities		Total shares (including underlying shares assuming full conversion of warrants and convertible securities) as a % of diluted share capital
		Number of shares held	As a % of grand total (A)+(B)+(C)	No.	As a percentage	As a % of grand total (A)+(B)+(C) of sub-clause (I)(a)	Number of warrants held	As a % total number of warrants of the same class	Number of convertible securities held	As a % total number of convertible securities of the same class	
No.	(i)	(ii)	(iii)	(iv)	(v)	(vi)=(v)/(iii)*100	(vii)	(viii)	(ix)	(x)	(xi)
1	Anshuman Singhania (Karta of Shripati Singhanai HUF)	7,86,704	9.06	-	-	-	-	-	-	-	-
2	Anshuman Singhania	2,548	0.03	-	-	-	-	-	-	-	-
3	Bharat Hari Singhania	1,53,557	1.77	-	-	-	-	-	-	-	-
4	Bharat Hari Singhania (HUF)	1,53,791	1.77	-	-	-	-	-	-	-	-
5	Hari Shankar Singhania	26,80,770	30.87	-	-	-	-	-	-	-	-
6	Harsh Pati Singhania (HUF)	2,61,519	3.01	-	-	-	-	-	-	-	-
7	Harsh Pati Singhania	3,228	0.04	-	-	-	-	-	-	-	-
8	Mamta Singhania	428	0.00	-	-	-	-	-	-	-	-
9	Raghupati Singhania	8,15,500	9.39	-	-	-	-	-	-	-	-
10	Raghupati Singhania (HUF)	5,846	0.07	-	-	-	-	-	-	-	-
11	Sharda Singhania	1,031	0.01	-	-	-	-	-	-	-	-
12	Shrivats Singhania	1,951	0.02	-	-	-	-	-	-	-	-



Sr. No.	Name of the Shareholder	Details of Shares held		Encumbered shares (*)			Details of warrants		Details of convertible securities		Total shares (including underlying shares assuming full conversion of warrants and convertible securities) as a % of diluted share capital
		Number of shares held	As a % of grand total (A)+(B)+(C)	No.	As a percentage	As a % of grand total (A)+(B)+(C) of sub-clause (I)(a)	Number of warrants held	As a % total number of warrants of the same class	Number of convertible securities held	As a % total number of convertible securities of the same class	
(i)	(ii)	(iii)	(iv)	(v)	(vi)=(v)/(iii)*100	(vii)	(viii)	(ix)	(x)	(xi)	(xii)
13	Sunanda Singhania	8,415	0.10	-	-	-	-	-	-	-	-
14	Swati Singhania	428	0.00	-	-	-	-	-	-	-	-
15	Vikrampati Singhania (HUF)	2,61,487	3.01	-	-	-	-	-	-	-	-
16	Vikrampati Singhania	5,835	0.07	-	-	-	-	-	-	-	-
17	Vinita Singhania	33,955	0.39	-	-	-	-	-	-	-	-
18	JK Credit & Finance Ltd.	14,705	0.17	-	-	-	-	-	-	-	-
19	Juggilal Kamlapat Udyog Ltd.	66,362	0.76	-	-	-	-	-	-	-	-
20	Pranav Investment (M.P.) Company Ltd.	16,008	0.18	-	-	-	-	-	-	-	-
21	JK Tyre & Industries Ltd.	11,641	0.13	-	-	-	-	-	-	-	-
22	JK Agri Genetics Ltd.	6,46,811	7.45	-	-	-	-	-	-	-	-
23	JK Paper Ltd	4,677	0.05	-	-	-	-	-	-	-	-
24	Nav Bharat Vanijya Ltd.	58,487	0.67	-	-	-	-	-	-	-	-
25	Param Shubham Vanijya Ltd.	1,422	0.02	-	-	-	-	-	-	-	-
26	Sago Trading Ltd.	3	0.00	-	-	-	-	-	-	-	-
27	Accurate Finman Services Ltd.	59,931	0.69	-	-	-	-	-	-	-	-
TOTAL		60,57,040	69.75	-	-	-	-	-	-	-	-

(*) The term "encumbrance" has the same meaning as assigned to it in regulation 28(3) of the SAST Regulations, 2011



(I)(c)(i) Statement showing holding of securities (including shares, warrants, convertible securities) of persons belonging to the category "Public" and holding more than 1% of the total number of shares

Sr. No.	Name of the shareholder	Number of shares held	Shares as a percentage of total number of shares (i.e., Grand Total (A)+(B)+(C) indicated in Statement at para (I)(a) above)	Details of warrants		Details of convertible		Total shares (including underlying shares assuming full conversion of warrants and convertible securities) as a % of diluted share
				Number of warrants held	As a % total number of warrants of the same class	Number of convertible securities held	% w.r.t total number of convertible securities of the same class	
1	Life Insurance Corporation of India	2,74,654	3.16	-	-	-	-	-
2	Ashok Kumar Kinra (Trustee for Fenner (India) Ltd.)	2,09,589	2.41	-	-	-	-	-
3	Keswani Haresh	1,72,648	1.99	-	-	-	-	-
4	Ricky Ishwardas Kirpalani	1,41,382	1.63	-	-	-	-	-
5	Edgefield Securities Limited	2,03,039	2.34	-	-	-	-	-
				-	-	-	-	-
TOTAL		10,01,312	11.53	-	-	-	-	-

(I)(c)(ii) Statement showing holding of securities (including shares, warrants, convertible securities) of persons (together with PAC) belonging to the category "Public" and holding more than 5% of the total number of shares of the company

Sr. No.	Name(s) of the shareholder(s) and the Persons Acting in Concert (PAC) with them	Number of shares	Shares as a percentage of total number of shares (i.e., Grand Total (A)+(B)+(C) indicated in Statement at para (I)(a) above)	Details of warrants		Details of convertible		Total shares (including underlying shares assuming full conversion of warrants and convertible securities) as a
				Number of warrants	As a % total number of warrants of the same class	Number of convertible securities held	% w.r.t total number of convertible securities of the same class	
NOT APPLICABLE								




(I)(d) Statement showing details of locked-in shares

Sr. No.	Name of the shareholder	Number of locked-in shares	Locked-in shares as a percentage of total number of shares (i.e., Grand Total (A)+(B)+(C) indicated in Statement at para (I)(a) above)
1	Shri Hari Shankar Singhania	7,00,000	8.06
2	Shri Bharat Hari Singhania	1,20,000	1.38
3	Shri Bharat Hari Singhania, HUF	1,40,000	1.61
4	Shri Harsh Pati Singhania, HUF	2,20,000	2.53
5	Shri Vikrampati Singhania, HUF	2,20,000	2.53
6	Shri Anshuman Singhania- Karta of Shripati Singhania, HUF	7,00,000	8.06
7	Dr. Raghupati Singhania, HUF	7,00,000	8.06
8	Shri Hari Shankar Singhania- A/c Habras International	17,54,265	20.20
9	JK Agri Genetics Ltd.	6,00,000	6.91
TOTAL		5154265	59.36
All the 5,154,265 Shares as mentioned in Sr. No. 1 to 9 as aforesaid are of Promoters and Promoters Group Category			

(II)(a) Statement showing details of Depository Receipts (DRs)

Sr. No.	Type of outstanding DR (ADRs, GDRs, SDRs, etc.)	Number of outstanding DRs	Number of shares underlying outstanding DRs	Shares underlying outstanding DRs as a percentage of total number of shares (i.e., Grand Total (A)+(B)+(C) indicated in Statement at para (I)(a) above)
1			Not Applicable	



(II)(b) Statement showing holding of Depository Receipts (DRs), where underlying shares held by "promoter/promoter group" are in excess of 1% of the total number of shares

Sr. No.	Name of the DR Holder	Type of outstanding DR (ADRs, GDRs, SDRs, etc.)	Number of shares underlying outstanding DRs	Shares underlying outstanding DRs as a percentage of total number of shares (i.e., Grand Total (A)+(B)+(C) indicated in Statement at para (I)(a) above)
1	Not Applicable			

(III)(a)

Statement showing the voting pattern of shareholders, if more than one class of shares/securities is issued by the Issuer

(Give description of voting rights for each class of security


Class X:

Class Y:

Class Z:)

The Company has only one class of Shares i.e. Equity Shares. Hence this part is not applicable to the Company.

For Bengal & Assam Company Ltd.


(Dilip Swam)
Company Secretary

