

Independent Auditors' Report

To the Members of **Southern Spinners and Processors Limited**

Report on the Audit of the Financial Statements

Opinion

We have audited the accompanying financial statements of **Southern Spinners and Processors Limited** ("the Company"), which comprise the balance sheet as at March 31 2023, the statement of profit and loss, including the statement of other comprehensive income, the cash flow statement and the statement of changes in equity for the year then ended, and notes to the financial statements, including a summary of significant accounting policies and other explanatory information. (hereinafter referred to as "the financial statements")

In our opinion and to the best of our information and according to the explanations given to us, the aforesaid financial statements give the information required by the Companies Act, 2013, as amended ("the Act") in the manner so required and give a true and fair view in conformity with the accounting principles generally accepted in India, of the state of affairs of the Company as at March 31, 2023, its profit including other comprehensive loss, its cash flows and the changes in equity for the year ended on that date.

Basis for Opinion

We conducted our audit of the financial statements in accordance with the Standards on Auditing (SAs), as specified under section 143(10) of the Act. Our responsibilities under those Standards are further described in the 'Auditor's Responsibilities for the Audit of the Financial Statements' section of our report. We are independent of the Company in accordance with the 'Code of Ethics' issued by the Institute of Chartered Accountants of India together with the ethical requirements that are relevant to our audit of the financial statements under the provisions of the Act and the Rules thereunder, and we have fulfilled our other ethical responsibilities in accordance with these requirements and the Code of Ethics. We believe that the audit evidence we have obtained is sufficient and appropriate to provide a basis for our audit opinion on the financial statements.

Information Other than the Financial Statements and Auditor's Report Thereon

The Company's Management and Board of Directors are responsible for the other information. The other information comprises the information included in the Company's annual report, but does not include the financial statements and our auditors' report thereon. The Company's annual report is expected to be made available to us after the date of this auditor's report.

Our opinion on the standalone financial statements does not cover the other information and we will not express any form of assurance conclusion thereon.



In connection with our audit of the standalone financial statements, our responsibility is to read the other information identified above when it becomes available and, in doing so, consider whether the other information is materially inconsistent with the standalone financial statements or our knowledge obtained in the audit or otherwise appears to be materially misstated.

When we read the Company's annual report, if we conclude that there is a material misstatement therein, we are required to communicate the matter to those charged with governance and take necessary actions, as applicable under the relevant laws and regulations

Responsibilities of Management for the Financial Statements

The Company's Board of Directors is responsible for the matters stated in Section 134(5) of the Act with respect to the preparation of these financial statements that give a true and fair view of the financial position, financial performance including other comprehensive income, cash flows and changes in equity of the Company in accordance with the accounting principles generally accepted in India, including the Indian Accounting Standards (Ind AS) prescribed under Section 133 of the Act read with relevant Rules issued thereunder.

This responsibility also includes maintenance of adequate accounting records in accordance with the provisions of the Act for safeguarding the assets of the Company and for preventing and detecting frauds and other irregularities; selection and application of appropriate accounting policies; making judgments and estimates that are reasonable and prudent; and design, implementation and maintenance of adequate internal financial controls, that were operating effectively for ensuring the accuracy and completeness of the accounting records, relevant to the preparation and presentation of the financial statements that give a true and fair view and are free from material misstatement, whether due to fraud or error.

In preparing the financial statements, management is responsible for assessing the Company's ability to continue as a going concern, disclosing, as applicable, matters related to going concern and using the going concern basis of accounting unless management either intends to liquidate the Company or to cease operations, or has no realistic alternative but to do so.

Those Board of Directors are also responsible for overseeing the Company's financial reporting process.

Auditor's Responsibilities for the Audit of the Financial Statements

Our objectives are to obtain reasonable assurance about whether the financial statements as a whole are free from material misstatement, whether due to fraud or error, and to issue an auditor's report that includes our opinion. Reasonable assurance is a high level of assurance, but is not a guarantee that an audit conducted in accordance with SAs will always detect a material misstatement when it exists. Misstatements can arise from fraud or error and are considered material if, individually or in the aggregate, they could reasonably be expected to influence the economic decisions of users taken on the basis of these financial statements.



As part of an audit in accordance with SAs, we exercise professional judgment and maintain professional skepticism throughout the audit. We also:

- Identify and assess the risks of material misstatement of the financial statements, whether due to fraud or error, design and perform audit procedures responsive to those risks, and obtain audit evidence that is sufficient and appropriate to provide a basis for our opinion. The risk of not detecting a material misstatement resulting from fraud is higher than for one resulting from error, as fraud may involve collusion, forgery, intentional omissions, misrepresentations, or the override of internal control.
- Obtain an understanding of internal control relevant to the audit in order to design audit procedures that are appropriate in the circumstances. Under section 143(3)(i) of the Act, we are also responsible for expressing our opinion on whether the Company has adequate internal financial controls with reference to financial statements in place and the operating effectiveness of such controls.
- Evaluate the appropriateness of accounting policies used and the reasonableness of accounting estimates and related disclosures made by management.
- Conclude on the appropriateness of management's use of the going concern basis of accounting and, based on the audit evidence obtained, whether a material uncertainty exists related to events or conditions that may cast significant doubt on the Company's ability to continue as a going concern. If we conclude that a material uncertainty exists, we are required to draw attention in our auditor's report to the related disclosures in the financial statements or, if such disclosures are inadequate, to modify our opinion. Our conclusions are based on the audit evidence obtained up to the date of our auditor's report. However, future events or conditions may cause the Company to cease to continue as a going concern.
- Evaluate the overall presentation, structure and content of the financial statements, including the disclosures, and whether the financial statements represent the underlying transactions and events in a manner that achieves fair presentation.

We communicate with those charged with governance regarding, among other matters, the planned scope and timing of the audit and significant audit findings, including any significant deficiencies in internal control that we identify during our audit.

We also provide those charged with governance with a statement that we have complied with relevant ethical requirements regarding independence, and to communicate with them all relationships and other matters that may reasonably be thought to bear on our independence, and where applicable, related safeguards.

Report on Other Legal and Regulatory Requirements

1. As required by the Companies (Auditor's Report) Order, 2020 ("the Order") issued by the Central Government of India in terms of section 143(11) of the Act, we give in the Annexure A, a statement on the matters specified in the paragraph 3 and 4 of the Order.



2. As required by Section 143(3) of the Act, we report that:
- (a) We have sought and obtained all the information and explanations which to the best of our knowledge and belief were necessary for the purposes of our audit;
 - (b) In our opinion, proper books of account as required by law have been kept by the Company so far as it appears from our examination of those books;
 - (c) The balance sheet, the statement of profit and loss including the statement of other comprehensive income, the cash flow statement and statement of changes in equity dealt with by this Report are in agreement with the books of account;
 - (d) In our opinion, the aforesaid financial statements comply with the Indian Accounting Standards specified under Section 133 of the Act, read with relevant Rules issued thereunder;
 - (e) On the basis of the written representations received from the directors as on March 31, 2023 taken on record by the Board of Directors, none of the directors is disqualified as on March 31, 2023 from being appointed as a director in terms of Section 164 (2) of the Act;
 - (f) With respect to the adequacy of the internal financial controls with reference to these financial statements and the operating effectiveness of such controls, refer to our separate Report in "Annexure B" to this report;
 - (g) In our opinion, and according to the information and explanations given to, the Company has not paid any managerial remuneration during the year ended March 31, 2023. Hence, provisions of section 197 read with Schedule V to the Act are not applicable to the Company and has not commented upon;
 - (h) With respect to the other matters to be included in the Auditor's Report in accordance with Rule 11 of the Companies (Audit and Auditors) Rules, 2014, as amended in our opinion and to the best of our information and according to the explanations given to us:
 - i. The financial statements disclose the impact of pending litigations as at March 31, 2023 on the financial position of the company - Refer Note 27 to the financial statements;;
 - ii. The Company did not have any long-term contracts including derivative contracts for which there were any material foreseeable losses;
 - iii. There were no amounts which were required to be transferred to the Investor Education and Protection Fund by the Company.



- iv. a) The management has represented that, to the best of its knowledge and belief, no funds have been advanced or loaned or invested by the Company to or in any other person or entities, including foreign entities (“Intermediaries”), with the understanding, whether recorded in writing or otherwise, that the Intermediary shall, whether, directly or indirectly lend or invest in other persons or entities identified in any manner whatsoever by or on behalf of the company (“Ultimate Beneficiaries”) or provide any guarantee, security or the like on behalf of the Ultimate Beneficiaries;
- b) The management has represented that, to the best of its knowledge and belief, no funds have been received by the Company from any person or entity, including foreign entities (“Funding Parties”), with the understanding, whether recorded in writing or otherwise, that the Company shall, whether, directly or indirectly, lend or invest in other persons or entities identified in any manner whatsoever by or on behalf of the Funding Party (“Ultimate Beneficiaries”) or provide any guarantee, security or the like on behalf of the Ultimate Beneficiaries; and
- c) Based on such audit procedures that were considered reasonable and appropriate in the circumstances, nothing has come to our notice that has caused us to believe that the representations under sub-clause iv (a) and iv (b) contain any material misstatement.
- v. No dividend has been declared or paid during the year by the Company.
- vi. Proviso to Rule 3(1) of the Companies (Accounts) Rules, 2014 for maintaining books of account using accounting software which has a feature of recording audit trail (edit log) facility is applicable to the Company with effect from April 1, 2023, and accordingly, reporting under Rule 11(g) of Companies (Audit and Auditors) Rules, 2014 is not applicable for the financial year ended March 31, 2023.

For S.S. KOTHARI MEHTA & COMPANY
Chartered Accountants
Firm’s Registration No. 000756N



A handwritten signature in black ink that reads "Amit Goel".

Amit Goel
Partner
Membership No. 500607
Place: New Delhi

Date: May 15, 2023
UDIN : 23500607BGURMD9188

Annexure A to the Independent Auditor's Report to the Members of Southern Spinners and Processors Limited dated May 15, 2023.

Report on the matters specified in paragraph 3 of the Companies (Auditor's Report) Order, 2020 ("the Order") issued by the Central Government of India in terms of section 143(11) of the Companies Act, 2013 ("the Act") as referred to in paragraph 1 of 'Report on Other Legal and Regulatory Requirements' section.

- i. (a)(A) The Company has maintained proper records showing full particulars including quantitative details and situation of fixed assets.
- (a)(B) The Company has not capitalized any intangible assets in the books of the Company and accordingly, the requirement to report on clause 3(i)(a)(B) of the Order is not applicable to the Company.
- (b) The fixed assets have been physically verified by the management during the year, the frequency of which, in our opinion, is reasonable having regard to the size of the Company and the nature of its assets. No discrepancies were noticed on such verification.
- (c) There is no immovable property (other than properties where the Company is the lessee and the lease agreements are duly executed in favour of the lessee), held by the Company and accordingly, the requirement to report on clause 3(i)(c) of the Order is not applicable to the Company.
- (d) The Company has not revalued its property, plant and equipment during the year ended March 31, 2023. The Company does not have any intangible asset or right to use of asset.
- (e) There are no proceedings initiated or are pending against the Company for holding any benami property under the Prohibition of Benami Property Transactions Act, 1988 and rules made thereunder.
- ii. (a) The inventory has been physically verified by the management during the year except for inventories lying with third parties. In our opinion, the frequency of verification by the management is reasonable and the coverage and procedure for such verification is appropriate. No Discrepancies of 10% or more in aggregate for each class of inventory were noticed on such physical verification.
- ii. (b) According to the information and explanations given to us, the Company has been sanctioned working capital limits in excess of Rs 5 crores, in aggregate, at points of time during the year, from banks on the basis of security of current assets. In our opinion and according to the information and explanations given to us, the quarterly returns or statements comprising stock statements, book debt statements, statements on ageing analysis of the debtors and other stipulated financial information filed by the Company with such banks are not having material variances, accordingly considered broadly in



agreement with the unaudited books of account of the Company of the respective quarters and no material discrepancies have been observed.

- iii. (a) During the year the Company has not provided loans, advances in the nature of loans, stood guarantee or provided security to companies, firms, Limited Liability Partnerships or any other parties. Accordingly, the requirement to report on clause 3(iii)(a) of the Order is not applicable to the Company.
- iii. (b) During the year the Company has not provided guarantees, provided security and granted loans and advances in the nature of loans to companies, firms, Limited Liability Partnerships or any other parties. Accordingly, the requirement to report on clause 3(iii)(b) of the Order is not applicable to the Company.
- iii. (c) The Company has not granted loans or advances in the nature of loans to companies, firms, Limited Liability Partnerships or any other parties. Accordingly, the requirement to report on clause 3(iii)(c), 3(iii)(d), 3(iii)(e) and 3(iii)(f) of the Order is not applicable to the Company.
- iv. According to the information and explanation given to us and on the basis of examination of the records of the Company, loans, investments, guarantees and security in respect of which provisions of sections 185 and 186 of the Companies Act, 2013 are applicable have been complied with by the Company.
- v. In our opinion and according to the information and explanations given to us, the Company has not accepted any deposits from the public within the meaning of directives issued by the Reserve Bank of India and provisions of sections 73 to 76 or any other relevant provisions of the Act and the Rules framed thereunder.
- vi. The Central Government has not specified the maintenance of cost records under Section 148(1) of the Companies Act, 2013, Hence reporting under clause 3(vi) of the Order is not applicable to the Company.
- vii. a. The Company is regular in depositing with appropriate authorities undisputed statutory dues including goods and services tax, provident fund, employees' state insurance, income-tax, sales-tax, service tax, duty of customs, duty of excise, value added tax, cess and other statutory dues applicable to it. According to the information and explanations given to us and based on audit procedures performed by us, no undisputed amounts payable in respect of these statutory dues were outstanding, at the year end, for a period of more than six months from the date they became payable.
- b. There are no dues of goods and services tax, provident fund, employees' state insurance, income tax, sales-tax, service tax, customs duty, excise duty, value added tax, cess, goods and service tax and other statutory dues which have not been deposited on account of any dispute.



- viii. The Company has not surrendered or disclosed any transaction, previously unrecorded in the books of account, in the tax assessments under the Income Tax Act, 1961 as income during the year. Accordingly, the requirement to report on clause 3(viii) of the Order is not applicable to the Company.
- ix. (a) The Company did not have any outstanding loans or borrowings or interest thereon due to any lender during the year. Accordingly, the requirement to report on clause ix(a) and clause ix(c) of the Order is not applicable to the Company.
- (b) The Company has not been declared willful defaulter by any bank or financial institution or government or any government authority.
- (c) The Company did not raise any funds during the year. Hence, the requirement to report on clause (ix)(d) of the Order is not applicable to the Company.
- (d) ~~According to the information and explanations given to us and on an overall examination of the financial statements of the Company, the Company does not have any subsidiaries, associates or joint ventures, hence clause 3(ix) (e) and (f) of the Order is not applicable.~~
- x. (a) The Company has not raised any money during the year by way of initial public offer / further public offer (including debt instruments). Hence, the requirement to report on clause 3(x)(a) of the Order is not applicable to the Company.
- (b) The Company has not made any preferential allotment or private placement of shares /fully or partially or optionally convertible debentures during the year under audit and hence, the requirement to report on clause 3(x)(b) of the Order is not applicable to the Company.
- xi. (a) No fraud/ material fraud by the Company or no fraud / material fraud on the Company has been noticed or reported during the year.
- (b) During the year, no report under sub-section (12) of section 143 of the Act, has been filed by cost auditor/ secretarial auditor or by us in Form ADT – 4 as prescribed under Rule 13 of Companies (Audit and Auditors) Rules, 2014 with the Central Government.
- (c) As represented to us by the management, there are no whistle blower complaints received by the Company during the year.
- xii. The Company is not a Nidhi Company as per the provisions of the Act. Therefore, the requirement to report on clause 3(xii)(a), 3(xii)(b) and 3(xiii)(c) of the Order are not applicable to the Company.
- xiii. In our opinion, and according to the information and explanations given to us during the course of audit, transactions with the related parties are in compliance with section 188 of the Act, where applicable and the details have been disclosed in the notes to the financial statements, as required by the applicable accounting standards. The provisions of section 177 of the Act are not applicable to the Company and hence not commented upon.



- xiv The Company does not have an internal audit system and is not required to have an internal audit system under the provisions of Section 138 of the Act. Therefore, the requirement to report under clause 3(xiv)(a) and 3(xiv)(b) of the Order is not applicable to the Company.
- xv. In our opinion, and according to the information and explanations given to us, the Company has not entered into any non-cash transactions with directors or persons connected with him as referred in section 192 of the Act.
- xvi. (a) According to the information and explanations given to us, the provisions of section 45-IA of the Reserve Bank of India Act, 1934 are not applicable to the Company.
- (b) The Company has not conducted any Non-Banking Financial or Housing Finance activities without obtaining a valid Certificate of Registration (CoR) from the Reserve Bank of India as per the Reserve Bank of India Act, 1934.
- (c) The Company is not a Core Investment Company as defined in the regulations made by Reserve Bank of India. Accordingly, the requirement to report on clause 3(xvi) of the Order is not applicable to the Company
- (d) The Group has two Core Investment Company as part of the Group.
- xvii. The Company hasn't incurred cash losses during the current and in the immediately preceding year.
- xviii. There has been no resignation of the statutory auditors during the year and accordingly requirement to report on Clause 3(xviii) of the Order is not applicable to the Company.
- xix On the basis of the financial ratios disclosed in note 39 to the financial statements, ageing and expected dates of realization of financial assets and payment of financial liabilities, other information accompanying the financial statements, our knowledge of the Board of Directors and management plans and based on our examination of the evidence supporting the assumptions, nothing has come to our attention, which causes us to believe that any material uncertainty exists as on the date of the audit report that Company is not capable of meeting its liabilities existing at the date of balance sheet as and when they fall due within a period of one year from the balance sheet date. We, however, state that this is not an assurance as to the future viability of the Company. We further state that our reporting is based on the facts up to the date of the audit report and we neither give any guarantee nor any assurance that all liabilities falling due within a period of one year from the balance sheet date, will get discharged by the Company as and when they fall due.



- xx The Company has not meeting the requirement of applicability of section 135 of the Act, hence report on clause 3(xx)(a) and 3(xx)(b) is not applicable to the Company.
- xxi. Consolidated financial statements is not applicable to the Company. Hence requirement of clause 3(xxi) is not applicable to the Company.

For S.S. KOTHARI MEHTA & COMPANY

Chartered Accountants

Firm's Registration No. 000756N



A handwritten signature in black ink that reads "Amit Goel".

Amit Goel

Partner

Membership No. 500607

Place: New Delhi

Date: May 15, 2023

UDIN : 23500607BGURMD9188

Annexure B to the Independent Auditor's Report to the Members of Southern Spinners and Processors Limited dated May 15, 2023.

Report on the Internal Financial Controls under Clause (i) of Sub-section 3 of Section 143 of the Act as referred to in paragraph 2(f) of 'Report on Other Legal and Regulatory Requirements' section

We have audited the internal financial controls over financial reporting of the **Southern Spinners and Processors Limited** (the 'Company') as of March 31, 2023 in conjunction with our audit of the financial statements of the Company for the year ended on that date.

Management's Responsibility for Internal Financial Controls

The Company's management is responsible for establishing and maintaining internal financial controls based on "the internal control over financial reporting criteria established by the Company considering the essential components of internal control stated in the Guidance Note on Audit of Internal Financial Controls Over Financial Reporting issued by the Institute of Chartered Accountants of India". These responsibilities include the design, implementation and maintenance of adequate internal financial controls that were operating effectively for ensuring the orderly and efficient conduct of its business, including adherence to company's policies, the safeguarding of its assets, the prevention and detection of frauds and errors, the accuracy and completeness of the accounting records, and the timely preparation of reliable financial information, as required under the Act.

Auditors' Responsibility

Our responsibility is to express an opinion on the Company's internal financial controls over financial reporting based on our audit.

We conducted our audit in accordance with the Guidance Note on Audit of Internal Financial Controls Over Financial Reporting (the "Guidance Note") and the Standards on Auditing, issued by ICAI and deemed to be prescribed under section 143(10) of the Act, to the extent applicable to an audit of internal financial controls, both applicable to an audit of Internal Financial Controls and, both issued by the Institute of Chartered Accountants of India. Those Standards and the Guidance Note require that we comply with ethical requirements and plan and perform the audit to obtain reasonable assurance about whether adequate internal financial controls over financial reporting was established and maintained and if such controls operated effectively in all material respects.

Our audit involves performing procedures to obtain audit evidence about the adequacy of the internal financial controls system over financial reporting and their operating effectiveness.



Our audit of internal financial controls over financial reporting included obtaining an understanding of internal financial controls over financial reporting, assessing the risk that a material weakness exists, and testing and evaluating the design and operating effectiveness of internal control based on the assessed risk.

The procedures selected depend on the auditor's judgement, including the assessment of the risks of material misstatement of the financial statements, whether due to fraud or error.

We believe that the audit evidence we have obtained is sufficient and appropriate to provide a basis for our audit opinion on the Company's internal financial controls system over financial reporting.

Meaning of Internal Financial Controls over Financial Reporting

A company's internal financial control over financial reporting is a process designed to provide reasonable assurance regarding the reliability of financial reporting and the preparation of financial statements for external purposes in accordance with generally accepted accounting principles. A company's internal financial control over financial reporting includes those policies and procedures that:

- a) pertain to the maintenance of records that, in reasonable detail, accurately and fairly reflect the transactions and dispositions of the assets of the company;
- b) provide reasonable assurance that transactions are recorded as necessary to permit preparation of financial statements in accordance with generally accepted accounting principles, and that receipts and expenditures of the company are being made only in accordance with authorizations of management and directors of the company; and
- c) provide reasonable assurance regarding prevention or timely detection of unauthorized acquisition, use, or disposition of the company's assets that could have a material effect on the financial statements.

Inherent Limitations of Internal Financial Controls over Financial Reporting

Because of the inherent limitations of internal financial controls over financial reporting, including the possibility of collusion or improper management override of controls, material misstatements due to error or fraud may occur and not be detected. Also, projections of any evaluation of the internal financial controls over financial reporting to future periods are subject to the risk that the internal financial control over financial reporting may become inadequate because of changes in conditions, or that the degree of compliance with the policies or procedures may deteriorate.



Opinion

In our opinion, the Company has, in all material respects, an adequate internal financial controls system over financial reporting and such internal financial controls over financial reporting were operating effectively as at March 31, 2023, based on “the internal control over financial reporting criteria established by the Company considering the essential components of internal control stated in the Guidance Note on Audit of Internal Financial Controls Over Financial Reporting issued by the Institute of Chartered Accountants of India”.

For S.S. KOTHARI MEHTA & COMPANY

Chartered Accountants

Firm's Registration No. 000756N



Amit Goel

Amit Goel

Partner

Membership No. 500607

Place: New Delhi

Date: May 15, 2023

UDIN : 23500607BGURMD9188

SOUTHERN SPINNERS AND PROCESSORS LIMITED
Balance Sheet as at 31st March, 2023


		₹ In Lacs	
	Note No.	As at 31.03.2023	As at 31.03.2022
ASSETS			
(1) Non - current assets			
(a) Property, Plant and Equipment	2	724.38	684.44
(b) Intangible Assets	3	6.93	0.22
(c) Capital Work - In - Progress	4	29.05	37.74
(d) Financial assets			
i) Investments	5	7.89	7.89
ii) Other financial assets	6	48.73	65.64
(e) Deferred Tax Assets(Net)	7	7.40	-
		824.38	795.93
(2) Current assets			
(a) Inventories	8	1,073.90	676.42
(b) Financial assets			
(i) Trade receivables	9	350.59	876.91
(ii) Advances and deposits	10	147.59	167.86
(iii) Cash and cash equivalents	11	7.35	7.84
(c) Other Current Assets	12	172.75	211.62
		1,752.18	1,940.65
Total Assets		2,576.56	2,736.58
EQUITY AND LIABILITIES			
(1) Equity			
(a) Equity Share capital	13	505.00	505.00
(b) Other Equity		1,394.60	1,333.66
		1,899.60	1,838.66
(2) Liabilities			
Non Current Liabilities			
(a) Deferred Tax Liabilities (Net)	7	-	14.67
		-	14.67
Current Liabilities			
(a) Financial Liabilities			
(i) Short Term Borrowings	14	66.88	327.49
(ii) Trade payables	15		
Micro and Small Enterprises		8.11	21.03
Others		462.94	387.89
(ii) Other financial liabilities	16	61.23	54.81
(b) Other current liabilities	17	60.91	75.30
(c) Provisions	18	16.89	16.73
		676.96	883.25
Total Equity and Liabilities		2,576.56	2,736.58
Company overview, Basis of preparation and Significant Accounting Policies	1		

The accompanying notes are an integral part of the financial statements

Per our report of even date
S.S.Kothari Mehta & Company
Chartered Accountants
F.R.No 00075611


Amit Goel
Partner
M.No.500607






Directors

New Delhi, the 15th May 2023

New Delhi, the 15th May 2023

SOUTHERN SPINNERS AND PROCESSORS LTD.
Statement of Profit & Loss For The Year Ended March 31, 2023

₹ In Lacs

	Note No.	2022-23	2021-22
I Income			
Income from operations	19	6,434.37	7,245.96
Other income	20	108.15	145.81
Total income		6,542.52	7,391.77
II Expenses			
Cost of materials consumed		4,183.87	4,206.80
Changes in inventories of finished goods, stock - in - trade and work - in - progress	21	(262.35)	(218.08)
Purchase of stock-in-trade		739.64	1,387.43
Employee benefits expenses	22	686.67	710.12
Finance costs	23	13.26	29.80
Depreciation and amortization expenses	24	89.34	84.81
Other expenses	25	1,029.08	979.87
Total expenses		6,479.51	7,180.75
III Profit before tax		63.01	211.02
IV Tax expense			
Less: Current Tax under MAT		10.52	35.22
Less: Deferred Tax	7	(22.07)	82.14
Add: MAT credit entitlement		(10.52)	(35.22)
V Profit for the year		85.08	128.88
VI Other comprehensive income			
Items that will not be reclassified to profit or loss			
Remeasurement gains /(losses) on Defined benefit plans		(24.14)	(26.24)
VII Total comprehensive income for the year		60.94	102.64
VIII Earnings per equity share			
Basic / Diluted		1.68	2.55

The accompanying notes are an integral part of the financial statements

Per our report of even date
S.S.Kothari Mehta & Company
Chartered Accountants
F.R.No 000756N


Amit Goel
Partner
M.No.500607






Directors

New Delhi, the 15th May 2023

New Delhi, the 15th May 2023


Southern Spinners and Processors Limited
Statement of changes in cash flow for the year ended March 31, 2023

₹ In Lacs

	2022-23	2021-22
A. Cash flow from Operating activities:		
Profit before tax	63.01	211.02
Adjustments for:		
Depreciation	89.34	84.81
Finance Cost (net of interest income)	10.75	26.86
Remeasurement on defined benefit plans charged to OCI	(24.14)	(26.24)
(Profit)/Loss on Fixed Assets sold (Net)	0.11	0.73
Operating profit before working capital changes	139.07	297.18
Adjustments for changes in working capital :		
- (Increase)/Decrease in Other Non current Assets	16.91	11.33
- (Increase)/Decrease in Other Current Assets	69.17	(44.58)
- (Increase)/Decrease in Trade Receivable	526.32	(35.87)
- (Increase)/Decrease in Inventories	(397.48)	(96.54)
- (Increase)/Decrease in Loans	20.27	82.82
- Increase/(Decrease) in Other financial liabilities	6.42	(2.50)
- Increase/(Decrease) in Other Current liabilities	(14.39)	69.25
- Increase/(Decrease) in Trade and Other Payables	62.13	13.70
- Increase/(Decrease) in Provision	0.16	2.91
Cash generated from operations	428.58	297.69
- Taxes (Paid) / Received (Net of TDS)	(30.31)	(11.10)
Net cash from operating activities	398.27	286.59
B. Cash Flow from Investing Activities		
Investment in capital work in Progress	-	-
Purchase of fixed assets	(127.63)	(216.94)
Purchase of investments	-	-
Proceeds from Sale of fixed assets	0.23	3.30
Interest Received	2.51	2.94
Proceeds from Sale of Investments	-	-
Net cash from Investing activities	(124.89)	(210.70)
C. Cash flow from Financing activities:		
Proceeds/(Repayment) of Secured loans	(260.61)	(40.16)
Interest Paid	(13.26)	(29.80)
Net cash used in financing activities	(273.87)	(69.96)
Net Increase/(Decrease) in Cash & Cash Equivalents	(0.49)	5.93
Cash and cash equivalents at the beginning of the year	7.84	1.91
Cash and cash equivalents at the end of the year	7.35	7.84
Cash and cash equivalents comprise		
Cash, cheques & drafts (in hand) and remittances in transit	0.39	0.47
Balance with Scheduled Banks	6.96	7.37
	7.35	7.84

The accompanying notes form an integral part of the financial statements

Per our report of even date
S.S.Kothari Mehta & Company
Chartered Accountants
F.R.No 000756N


Amit Goel
Partner
M.No.500607






Director's

New Delhi, the 15th May 2023

New Delhi, the 15th May 2023

Southern Spinners and Processors Limited
Statement of Changes in Equity (SOCE) for the year ended 31st March 2023

I. Share Capital

₹ In Lacs

	As at 31.03.2023	As at 31.03.2022
Issued, Subscribed and fully paid up		
50,50,000 shares (previous year 50,50,000) equity shares of ₹10 /-each fully paid up		
Balance at the beginning of the year	505.00	505.00
Changes in equity share capital during the year	-	-
Balance at the end of the year	<u>505.00</u>	<u>505.00</u>

II. Other Equity

Particulars	Securities premium account	General Reserve	Retained earnings	Other comprehen sive Income	Total
As on March 31,2021	1,550.00	49.99	(372.80)	3.83	1,231.02
Profit for the year	-	-	-	-	-
Other Comprehensive Income	-	-	-	-	-
Total comprehensive income for the year	-	-	128.88	(26.24)	102.64
Dividend paid, including tax	-	-	-	-	-
As on March 31,2022	1,550.00	49.99	(243.92)	(22.41)	1,333.66
Profit for the year	-	-	-	-	-
Other Comprehensive Income	-	-	-	-	-
Total comprehensive income for the year	-	-	85.08	(24.14)	60.94
Dividend paid, including tax	-	-	-	-	-
As on March 31,2023	1,550.00	49.99	(158.84)	(46.55)	1,394.60

Details of shares held by promoters
As on 31st March 2023

S. No	Promotor Name	No. of shares at the beginning of the year	Change during the year	No.of shares at the end of the year	% of change during the year
1) Equity Shares ₹ 10 each	J.K.Fenner (India) Ltd. (Holding Company)	5050000	-	5050000	-

As on 31st March 2022

S. No	Promotor Name	No. of shares at the beginning of the year	Change during the year	No.of shares at the end of the year	% of change during the year
1) Equity Shares ₹ 10 each	J.K.Fenner (India) Ltd (Holding Company)	5050000	-	5050000	-

Per our report of even date
S.S.Kothari Mehta & Company
Chartered Accountants
F.R.No 000756N




Amit Goel
Partner
M.No.500607



Directors

New Delhi, the 15th May 2023

New Delhi, the 15th May 2023

Southern Spinners and Processors Limited

Notes to the financial statements for the year ended March 31, 2023

1.1 The Company overview

Southern Spinners and Processors Limited (the "Company") is a public limited company incorporated and domiciled in India. The registered office of the company is situated at 3, Madurai-Melakkal Road, Kochadai, Madurai - 625016, Tamilnadu, India. The Company is a subsidiary of J.K.Fenner (India) Limited.

Southern Spinners and Processors Limited ('the company') is a public limited company domiciled in India and incorporated under the provisions of the erstwhile Companies Act, 1956. The company is engaged in the manufacturing / trading and selling of Yarn and Industrial Fabric products.

1.2 Basis of preparation of financial statements

(i) Statement of compliance

The financial statements have been prepared in accordance with Indian Accounting Standards (Ind AS) as prescribed under Section 133 of the Companies Act, 2013 read with Companies (Indian Accounting Standards) Rules, 2015 and Companies (Indian Accounting Standards) (Amendment) Rules, 2016 and relevant provisions of the Companies Act, 2013. All accounting policies and applicable Ind AS have been applied consistently for all periods presented.

The financial statements have been prepared on the historical cost convention on accrual basis, except for the items that have been measured at fair value as required by relevant Ind AS- 1 (Presentation of Financial Statements)

The preparation of these Financial Statements requires management judgements, estimates and assumptions that affect the application of accounting policies, the accounting disclosures made and the reported amounts of assets, liabilities, income and expenses. The estimates and underlying assumptions are reviewed on an ongoing basis. Revisions to accounting estimates are recognised in the period in which the estimates are revised and in any future periods effected pursuant to such revision.

1.3 Significant accounting policies

The accounting policies set out below have been applied consistently throughout the periods presented in these financial statements.

1.3.1 Property, Plant and Equipment

Recognition and measurement:

Property, plant and equipment are measured at cost less accumulated depreciation and impairment losses, if any. Cost includes expenses directly attributable in bringing the asset to the location and condition necessary for it to be capable of operating in the manner intended by management.

Expenditure directly attributable in bringing the asset to the location during construction / erection period is included under 'Capital Work-in-Progress' and is allocated to the respective property, plant and equipment on completion of construction / erection.

The cost and related accumulated depreciation are eliminated from the financial statements, upon sale and disposition of the assets and the resultant gains or losses are recognised in the statement of profit and loss

Depreciation:

Depreciation on property, plant and equipment has been provided using straight line method over their useful lives and in the manner prescribed under Schedule II of the Companies Act, 2013. However, in respect of certain assets including assets given on the operating lease, depreciation is provided as per the useful lives as assessed by the management supported by technical advice ranging from 9 to 24 years for plant and machinery.

1.3.2 Intangible Assets:

Intangible assets are recognised, if the future economic benefits attributable to the assets are expected to flow to the Specialised software is amortised over a period of five years from the year of installation.

1.3.3 Foreign currency transactions and translation:

The functional currency of the company is Indian rupee (₹). Foreign currency transactions are recorded at exchange rates prevailing on the date of transaction. Monetary assets and liabilities in foreign currencies as at the balance sheet date are translated at exchange rate prevailing at the year end. Exchange differences arising on actual payments / realisations and year end translations including on forward contracts are recognized within Statement of Profit and Loss.

1.3.4 Inventories

Inventories are valued at lower of cost or net realisable value. The cost is computed on weighted average basis. Finished goods and process stock include cost of conversion and other costs incurred in bringing the inventories to their present location and condition.



Southern Spinners and Processors Limited

Notes to the financial statements for the year ended March 31, 2023

1.3.5 Borrowing cost:

Borrowing Cost is charged to statement of profit and loss statement except borrowing cost meant for acquisition of qualifying assets, which is capitalised, using the effective interest method till the date of commercial use.

1.3.6 Employee benefits:

(a) Defined-contribution plans

Contributions to the Employees' Regional Provident Fund, Superannuation Fund, Employees Pension Scheme and Employees' State Insurance are recognised as defined contribution plan and charged as expenses during the period in which the employees perform the services.

(b) Defined benefit plan

Retirement benefits in the form of Gratuity and Leave Encashment are considered as defined benefit plan and determined on an actuarial valuation using the projected unit credit method at the Balance Sheet date. Actuarial gains or losses through remeasurement of the net obligation of a defined benefit liability or asset are recognised in Other Comprehensive Income. Such re-measurements are not reclassified to Statement of Profit and Loss in subsequent periods.

The Provident Fund Contribution other than contribution to Employees' Regional Provident Fund, is made to Trust administered by the trustees. The interest rate to the members of the Trust shall not be lower than the statutory rate declared by the Central Government under Employees' Provident Fund and Miscellaneous Provision Act, 1952. The Employer shall make good deficiency, if any.

(c) Short term employee benefits

Short term benefits are charged off at the undiscounted amount in the year in which the related service is rendered.

1.3.7 Income tax:

Income tax comprises of current and deferred tax. Income tax expense is recognised in the Statement of Profit and Loss, except to the extent it relates to items directly recognised in Equity or in Other Comprehensive Income.

a) Current tax: Current Tax is the amount of tax payable on the estimated taxable income for the current year as per the provisions of Income Tax Act, 1961.

b) Deferred tax: Deferred Tax is recognised for temporary differences. However, Deferred Tax Asset is recognised to the extent that, it is probable that taxable income will be available against which the same can be realised.

1.3.8 Provisions:

Provisions are recognised when the Company has a present obligation (legal or constructive) as a result of a past event; it is probable that an outflow of economic benefits will be required to settle the obligation, and a reliable estimate can be made of the amount of the obligation. The amount recognised as a provision is the present value of best estimate of the consideration required to settle the present obligation at the end of the reporting period, taking into account the risks and uncertainties surrounding the obligation. Contingent liabilities (if material) are disclosed by way of notes to accounts. Contingent assets if any, are disclosed in financial statements.

1.3.9 Financial instruments

A financial instrument is any contract that gives rise to a financial asset of one entity and a financial liability or equity instrument of another entity.

(a) Financial assets

Financial assets include cash and cash equivalents, trade and other receivables, loans, investments in securities and other eligible current and non-current assets.

At initial recognition, all financial assets are measured at fair value. Such financial assets are subsequently classified under one of the following three categories according to the purpose for which they are held. The classification is reviewed at the end of each reporting period.

Financial assets at amortised cost:

Financial assets at fair value through other comprehensive income:

At the date of initial recognition, these financial assets are held to collect contractual cash flows of principal and interest on principal amount outstanding on specified dates, as well as held for selling. Therefore, they are subsequently measured at each reporting date at fair value, with all fair value movements recognised in Other Comprehensive Income (OCI). Interest income calculated using the EIR method, impairment gain or loss and foreign exchange gain or loss are recognised in the Statement of Profit and Loss. On derecognition of the asset, cumulative gain or loss previously recognised in Other Comprehensive Income is reclassified from the OCI to Statement of Profit and Loss.



Southern Spinners and Processors Limited

Notes to the financial statements for the year ended March 31, 2023

Financial assets at fair value through profit or loss:

At the date of initial recognition, financial assets that are held for trading, or which are measured neither at amortised cost nor at fair value through OCI. Therefore, they are subsequently measured at each reporting date at fair value, with all fair value movements recognised in the Statement of Profit and Loss.

Investment in equity shares of subsidiaries and associates are valued at cost.

The Company derecognises a financial asset when the contractual rights to the cash flows from the financial asset expire or it transfers the financial asset and the transfer qualifies for derecognition under Ind AS 109 '*Financial Instruments*'.

The Company assesses impairment based on the expected credit losses ("ECL") model to all its financial assets except equity instruments measured at fair value and financial assets measured on fair value through profit and loss ("FVTPL") basis.

1.3.10 Derivative financial instruments:

Derivative instruments such as forward currency contracts are used to hedge foreign currency risks. Premium in respect of forward contracts is recognised over the life of contract. Gain or loss arising on remeasuring derivative instruments identified as effective fair value hedges and ineffective cash flow hedges is accounted for in the statement of profit and loss.

1.3.11 Revenue:

Revenue is recognised when the significant risks and rewards of ownership have been passed on to buyer. Revenue is measured at the fair value of the consideration received or receivable, including excise duty, but net of returns, allowances, trade discounts and volume discounts and GST etc.

Dividend income is recognized in the statement of profit and loss on the date on which the Company's right to receive payment in established

Export incentives are recognised in the Statement of Profit and Loss.

1.3.12 Impairment

The carrying amount of property, plant and equipments, intangible assets and investment property are reviewed at each Balance Sheet date to assess impairment if any, based on internal / external factors. An asset is treated as impaired, when the carrying cost of asset or cash generating unit exceeds its recoverable value, being higher of value in use and fair value less costs of disposal. An impairment loss is recognised as an expense in the Statement of Profit and Loss in the year in which an asset is identified as impaired. The impairment loss recognised in prior accounting period is reversed, if there has been an improvement in recoverable amount.

1.3.13 Earnings per share (EPS):

Basic earnings per share is calculated by dividing the profit or loss for the period attributable to the equity holders of the company by the weighted average number of ordinary shares outstanding during the year.

For the purpose of calculating diluted earnings per share, the net profit or loss for the period attributable to equity shareholders and the weighted average number of shares outstanding during the period are adjusted for the effects of all dilutive potential equity shares.

1.3.14 Cash and cash equivalents:

Cash and cash equivalents include cash on hand and at bank, cheques on hand and remittances in transit for the purpose of meeting short-term cash commitments.



Southern Spinners and Processors Limited

Notes to the financial statements for the year ended March 31, 2023

1.3 Significant accounting policies

The accounting policies set out below have been applied consistently throughout the periods presented in these financial statements.

1.3.15 Lease:

Implementation of Ind AS – 116

Ind AS 116 supersedes Ind AS 17 Leases including evaluating the substance of transactions involving the legal form of a lease. The standard sets out the principles for the recognition, measurement presentation and disclosure of leases and requires lessees to account for all leases under a single on-balance sheet model.

Lessor accounting under Ind AS 116 is substantially unchanged in comparison with earlier under Ind 17. Lessors will continue to classify leases as either operating or finance lease using similar principles as in Ind AS 17. Therefore, Ind AS 116 did not have an impact for leases where the group is the lessor.

The Company adopted Ind AS 116 using the modified retrospective method of adoption with the date of initial application of 1st April 2019.

Right of Use Assets

The Company recognises a right-of-use asset, on a lease-by-lease basis, to measure that right-of-use asset an amount equal to the lease liability, adjusted by the amount of any prepaid or accrued lease payments relating to that lease recognised in the balance sheet immediately before the date of initial application.

Lease Liabilities

The Company recognise a lease liability at the present value of the remaining lease payments, discounted using the lessee's incremental borrowing rate.

The lease payments include fixed payments (including in-substance fixed payments) less any lease incentives receivable, variable lease payments that depend on a lease by lease basis.

In calculating the present value of lease payments, the Company uses the incremental borrowing rate at the lease commencement date if the interest rate implicit in the lease is not readily determinable.

Short-term Leases and leases of low-value assets

The Company applies the short-term lease recognition exemption to its short-term leases (i.e., those leases that have a lease term of 12 months or less from the commencement date and do not contain a purchase option). It also applies the lease of low-value assets recognition exemption to leases that are considered of low value. Lease payments on short-term leases and leases of low-value assets are recognised as expense on a straight-line basis over the lease term.

Significant judgment in determining the lease term of contracts with renewal options

The Company determines the lease term as the non-cancellable term of the lease, together with any periods covered by an option to extend the lease if it is reasonably certain to be exercised, or any periods covered by an option to terminate the lease, if it is reasonably certain not to be exercised.



Southern Spinners and Processors Limited
Notes to the Financial Statements as at March 31, 2023

NON CURRENT ASSETS

₹ In Lacs

2 Property, plant and equipments

	Gross Value				Depreciation				Net Value	
	As at 01-04-2022	Additions	Sales/ Adjustments	As at 31-03-2023	As at 01-04-2022	For the year	Sales/ Adjustments	As at 31-03-2023	As at 31-03-2023	As at 31-03-2022
Land - Freehold	44.19 (44.19)	-	-	44.19 (44.19)	-	-	-	-	44.19 (44.19)	44.19 (44.19)
Buildings	247.81 (207.71)	106.33 (45.07)	- (4.97)	354.14 (247.81)	68.86 (64.45)	9.57 (6.62)	- (2.21)	78.43 (68.86)	275.71 (178.95)	178.95 (143.26)
Plant and Equipment	1,230.59 (1,117.99)	13.05 (131.09)	6.80 (18.49)	1,236.84 (1,230.59)	785.30 (726.96)	76.08 (75.92)	6.46 (17.58)	854.92 (785.30)	381.92 (445.29)	445.29 (391.03)
Furniture and Fixtures	28.58 (29.06)	0.27 (0.04)	- (0.52)	28.85 (28.58)	19.27 (18.72)	1.02 (1.05)	- (0.50)	20.29 (19.27)	8.56 (9.31)	9.31 (10.34)
Vehicles	6.95 (6.95)	7.10	-	14.05 (6.95)	6.60 (6.60)	0.45	-	7.05 (6.60)	7.00 (0.35)	0.35 (0.35)
Office Equipments	13.61 (21.57)	2.46 (3.00)	-	16.07 (13.61)	7.26 (16.75)	1.81 (1.13)	-	9.07 (7.26)	7.00 (6.35)	6.35 (4.82)
Total	1,571.73 (1,427.47)	129.21 (179.20)	6.80 (34.94)	1,694.14 (1,571.73)	887.29 (833.48)	88.93 (84.72)	6.46 (30.91)	969.76 (887.29)	724.38 (684.44)	684.44 -


Figures in brackets represent amounts pertaining to previous year

Relevant line item in the Balance Sheet	Description of item of Property	Gross Carrying Value	Title Deeds held in the name of director or relative of promotor/ director or employee of promotor or director	Whether Title deed holder is a promotor, director or relative of promotor/ director or employee of promotor or director	Property held since which date	Reason for not being held in the name of the company
	Land	44.19	Southern Spinners and Processors Limited	No	01-12-2006	Not applicable
PPE	Building	247.81	Southern Spinners and Processors Limited	No	01-12-2006	Not applicable

3 Intangible Assets

Particulars	Gross Value				Depreciation				Net Value	
	As at 01-04-2022	Additions	Sales/ Adjustments	As at 31-03-2023	As at 01-04-2022	For the year	Sales/ Adjustments	As at 31-03-2023	As at 31-03-2023	As at 31-03-2022
Software	1.21 (1.21)	7.12	-	8.33 (1.21)	0.99 (0.90)	0.41 (0.09)	-	1.40 (0.99)	6.93 (0.22)	0.22 (0.31)

Figures in brackets represent amounts pertaining to previous year



Southern Spinners and Processors Limited
Notes to the Financial Statements as at March 31, 2023

4 : Capital- work - in progress
CWIP ageing schedule

₹ In Lacs

CWIP	Amount in CWIP for a period of				Total
	Less than 1 year	1 -2 years	2-3 years	More than 3 years	
Projects in progress	29.05 (37.74)	-	-	-	29.05 (37.74)
Projects temporarily suspended	-	-	-	-	-
Total	29.05	-	-	-	29.05

Figures in brackets represent amounts pertaining to previous year

Southern Spinners and Processors Limited
Notes to the Financial Statements as at March 31, 2023

Intangible assets under development ageing schedule:

₹ In Lacs

Intangible assets under development	Amount in CWIP for a period of				Total
	Less than 1 year	1 -2 years	2-3 years	More than 3 years	
Projects in progress	- (-)	- (-)	- (-)	- (-)	- (-)
Projects temporarily suspended	- (-)	- (-)	- (-)	- (-)	- (-)
Total	-	-	-	-	-

Figures in brackets represent amounts pertaining to previous year



Southern Spinners and Processors Limited
Notes to the Financial Statements as at March 31, 2023

5 : Financial Assets - Investment [(Non - Current(Other than Trade)]

₹ In Lacs

	As at 31.03.2023		As at 31.03.2022	
	Numbers	Amount	Numbers	Amount
a) Investments in equity instruments				
Unquoted				
TCP Ltd.	100	0.47	100	0.47
Watsun Infrabuild Private Limited	74210	7.42	74210	7.42
Total		7.89		7.89

i) Aggregate Acquisition Cost of Quoted Investments:	-	-	-	-
Aggregate Market Value of Quoted Investments:	-	-	-	-
Aggregate Book Value of Unquoted Investments:	-	7.89	-	7.89



Southern Spinners and Processors Limited
Notes to the Financial Statements as at March 31, 2023

₹ In Lacs

Particulars	As at 31.03.2023	As at 31.03.2022
6 Other Financial Assets		
Unsecured, considered good		
Security deposits	48.73	65.64
	<u>48.73</u>	<u>65.64</u>
7 Deferred Tax Assets / (Liabilities)		
Deferred tax assets :		
Expenses /Provision allowable and Losses	25.49	38.89
Deferred tax liabilities:		
Property, Plant and Equipment and Others	(18.09)	(53.56)
	<u>7.40</u>	<u>(14.67)</u>
8 Inventories (Valued at lower of cost or net realisable value)		
Raw materials	422.74	294.33
Work-in-progress	78.36	92.12
Finished goods	560.14	284.03
Stores and spares	12.66	5.94
	<u>1,073.90</u>	<u>676.42</u>



Southern Spinners and Processors Limited
Notes to the Financial Statements as at March 31, 2023

₹ In Lacs

Particulars	As at 31.03.2023	As at 31.03.2022
9 Trade receivables		
Considered good		
Secured	-	-
Unsecured	350.59	876.91
Unsecured which have significant increase in credit risk	-	-
Credit impaired	-	-
Total	350.59	876.91
Less : Allowances for expected credit loss	-	-
	350.59	876.91

Trade Receivable aging schedule

As at March 31, 2023

Particulars	Not due	Outstanding for the following period from due date of payment			Total
		Less than 6 months	6 months to 1 year	1 - 2 years	
Considered good - Undisputed	-	-	-	-	-
Secured	335.23	-	-	-	-
Unsecured	-	15.36	-	-	350.59
Unsecured which significant increase in credit risk	-	-	-	-	-
Credit impairment	-	-	-	-	-
Total	335.23	15.36	-	-	350.59

Trade Receivable aging schedule

As at March 31, 2022

Particulars	Not due	Outstanding for the following period from due date of payment			Total
		Less than 6 months	6 months to 1 year	1 - 2 years	
Considered good - Undisputed	-	-	-	-	-
Secured	876.91	-	-	-	876.91
Unsecured	-	-	-	-	-
Unsecured which significant increase in credit risk	-	-	-	-	-
Credit impairment	-	-	-	-	-
Total	876.91	-	-	-	876.91



Southern Spinners and Processors Limited
Notes to the Financial Statements as at March 31, 2023

₹ In Lacs

Particulars	As at 31.03.2023	As at 31.03.2022
10 Current Financial Assets-Loans		
(Unsecured, considered good)		
Security Deposit	1.80	1.80
Advance to Employees and others	145.79	166.06
	<u>147.59</u>	<u>167.86</u>
11 Current Financial Assets-Cash and Cash Equivalents		
Cash and Cash Equivalents		
(i) Balances with Banks		
Current Account	6.96	7.37
(ii) Cash on hand	0.39	0.47
	<u>7.35</u>	<u>7.84</u>
12 Other Current Assets		
Other advances		
Mat Credit Entitlement	63.23	8.30
Advance income tax	-	24.62
Export benefit receivable	12.69	18.76
Amount receivable from Government authorities	96.83	159.94
	<u>172.75</u>	<u>211.62</u>



Southern Spinners and Processors Limited
Notes to the financial statements for the year ended March 31, 2023

13. Share Capital

₹ In Lacs

Particulars	As at 31.03.2023	As at 31.03.2022
Authorized		
Equity shares -50,50,000 (previous year 50,50,000) equity shares of ₹10 /-each	505.00	505.00
Issued, Subscribed and fully paid up		
50,50,000 shares (previous year 50,50,000) equity shares of ₹10 /-each fully paid up	505.00	505.00
Balance at the beginning of the year	-	-
Changes in equity share capital during the year	-	-
Balance at the end of the year	505.00	505.00
<u>Reconciliation of the number of equity shares outstanding:</u>		
Equity shares outstanding at the beginning of the Year	50,50,000	50,50,000
Add : issued during the Year	-	-
Less : shares bought back	-	-
Equity shares outstanding at the close of the Year	50,50,000	50,50,000
<u>Details of each shareholder holding more than 5% shares:</u>		
Class of Shares / Names of Shareholder:	No. of shares	No. of shares
J.K. Fenner(India) Ltd - Holding Company (Nos.)	50,50,000	50,50,000

Rights and preferences attached to the equity shares

- i. The company has only one class of equity shares having face value of Rs.10 each.

Note : The company has neither issued shares for consideration other than Cash
nor buy back or issued bonus share in preceding five years



Southern Spinners and Processors Limited
Notes to the Financial Statements as at March 31, 2023

₹ In Lacs

Particulars	As at 31.03.2023	As at 31.03.2022
14 Current Financial Liabilities-Short Term Borrowings Secured		
Working Capital borrowing from banks	<u>66.88</u>	<u>327.49</u>
	<u>66.88</u>	<u>327.49</u>
<p>Working Capital borrowings from banks is secured by hypothecation of stocks and book debts and charge on the immovable assets of the company.</p>		
15 Current Financial Liabilities: Trade payables		
Micro and Small Enterprises	8.11	21.03
Other Payables	<u>462.94</u>	<u>387.89</u>
	<u>471.05</u>	<u>408.92</u>

Trade Payable ageing schedule

As at March 31, 2023

Particulars	Not due	Outstanding for the following period from due date of payment			
		Less than 6 months	6 months to 1 year	1 - 2 years	2-3 years
MSME	8.11	-	-	-	-
Others	462.94	-	-	-	-
Disputed dues- MSME	-	-	-	-	-
Disputed dues - Others	-	-	-	-	-
Total	471.05	-	-	-	-

As at March 31, 2022

Particulars	Not due	Outstanding for the following period from due date of payment			
		Less than 6 months	6 months to 1 year	1 - 2 years	2-3 years
MSME	21.03	-	-	-	-
Others	387.89	-	-	-	-
Disputed dues- MSME	-	-	-	-	-
Disputed dues - Others	-	-	-	-	-
Total	408.92	-	-	-	-



Southern Spinners and Processors Limited
Notes to the Financial Statements as at March 31, 2023

₹ In Lacs

Particulars	As at 31.03.2023	As at 31.03.2022
16 Current Financial Liabilities - Others		
(a) Other Payables		
Employee Benefits	17.51	16.00
Others	43.72	38.81
	<u>61.23</u>	<u>54.81</u>
17 Other Current Liabilities		
Statutory dues Payable	60.91	75.30
	<u>60.91</u>	<u>75.30</u>
18 Current Liabilities- Provisions		
Provision for LTA	2.19	4.99
Provision for Leave encashment	14.70	11.74
	<u>16.89</u>	<u>16.73</u>



Southern Spinners and Processors Limited
Notes to the Financial Statements as at March 31, 2023

₹ In Lacs

	2022-23	2021-22
19 Income from Operations		
Sale of Products:	6,332.09	7,144.01
Other Operating Income :		
Misc. Sales - Others	30.06	34.25
Export Benefit	72.22	67.70
	<u>102.28</u>	<u>101.95</u>
Total Revenue	<u>6,434.37</u>	<u>7,245.96</u>
20 Other Income		
Interest income	2.51	2.94
Others	105.64	142.87
	<u>108.15</u>	<u>145.81</u>
21 Changes in inventories of finished goods & work in progress		
Closing Stock: :		
Finished stock	560.14	284.03
Work-in-Progress	78.36	92.12
	<u>638.50</u>	<u>376.15</u>
Less: Opening Stock :		
Finished stock	284.03	82.42
Work-in-progress	92.12	75.65
	<u>376.15</u>	<u>158.07</u>
Net(Increase)/Decrease in stock	(262.35)	(218.08)
22 Employee benefit expenses		
Salary Wages & Bonus	587.83	615.83
Contribution to Provident Fund & other funds	42.13	44.38
Workmen & Staff welfare expenses	56.71	49.91
	<u>686.67</u>	<u>710.12</u>
23 Finance Costs		
Interest expenses	13.26	29.80
	<u>13.26</u>	<u>29.80</u>
24 Depreciation and amortization expenses		
Depreciation on property, plant and equipment	89.34	84.81
	<u>89.34</u>	<u>84.81</u>
25 Other Expenses		
Consumption of stores, packing and spare parts	118.54	125.52
Power & fuel	409.41	383.75
Repairs to buildings	3.79	8.21
Repairs to machinery	126.87	166.88
Freight and transportation	172.11	113.25
Commission	35.29	36.87
Rent	2.30	1.24
Insurance	11.10	17.69
Rates & taxes	8.45	6.18
Travelling expenses	24.35	15.60
Miscellaneous expenses	116.87	104.68
	<u>1,029.08</u>	<u>979.87</u>



- 26** Capital Commitments (Net of advances) ₹ Nil (Previous year) (₹ 15 Lacs) and other commitments Nil (previous year (nil).
- 27** Contingent liabilities in respect of claims not accepted and not provided for ₹ 4.50 Lacs (Previous Year ₹6 Lacs)
 In respect of labour claims some appeals are pending before authorities and adjustments, if any , will be made after the same are finally settled.
- 28** Forward contracts for hedging receivables ₹ Nil - USD Nil (Previous year ₹70.82 lacs - USD 0.94 lacs)
 Foreign Currency unhedged (a) net receivables ₹ 6.18 Lacs USD 0.08 Lacs (Previous Year ₹ 28.73 USD 0.38 lacs)
 (b) Loans ₹ Nil USD Nil (Previous year Loans ₹ Nil USD Nil)
- 29** The details of amounts outstanding under the Micro, Small and Medium Enterprises Development Act,2006 (MSMED) to the extent of information available with the company is as : (i) Principal & Interest amount due and remaining unpaid as at 31.03.2023 Nil (Previous year Nil), (ii) Payment made beyond the appointed day during the year Nil (previous year Nil) and (iii) Interest accrued and unpaid as at 31.03.2023 Nil (Previous year Nil)

30 Amount paid to auditors	2022-23	2021-22
a) Audit Fee	1.25	1.25
b) Taxation	0.30	0.30
c) Reimbursement of expenses	0.26	-
Total	<u>1.81</u>	<u>1.55</u>
31 Earnings per share	2022-23	2021-22
Profit/(Loss) for the year attributable to Equity shareholders	85.08	128.88
Weighted average number of Equity Shares for Basic /Diluted EPS	5050000	5050000
Earnings per share ₹10 each	10	10
Basic /Diluted	1.68	2.55

32 Operating Segment Information

The Company operates in a single segment of textiles

Information about geographical areas

A. Income from external customers

Particulars	2022-23	2021-22
Within India	4,968.26	6,020.98
Outside India	1,466.11	1,224.98
Total	<u>6,434.37</u>	<u>7,245.96</u>



Southern Spinners and Processors Limited
Notes to the Financial Statements as at March 31, 2023

33 Income Tax

A. Income Tax Expenses

Particulars	₹ In Lacs	
	2022-23	2021-22
(a) Current tax		
Current tax on profit for the period	10.52	35.22
Adjustments for current tax of prior periods		
Total Current tax expense	10.52	35.22
(b) Deferred tax Assets / (Liabilities)		
Decrease (increase) in deferred tax assets	13.40	56.98
(Decrease) increase in deferred tax Liabilities	35.47	25.16
Total Deferred Tax Expenses	48.87	82.14
(c) MAT		
Mat Credit Entitlement	(10.52)	(35.22)
Total Income tax Expense	48.87	82.14



Southern Spinners and Processors Limited
Notes to the Financial Statements as at March 31, 2023

Note 33a : Earning Per Share

In accordance with Ind-AS 33 on 'Earning Per Share', the following table reconciles the numerator and denominator used to calculate Basic and Diluted earning per Share:

Particulars	Year ended March	Year ended
	31, 2023	March 31, 2022
(a) Profit available to Equity Shareholders (Rs. In lacs)	85.08	128.88
(b) Weighted Average number of Equity Shares	50,50,000	50,50,000
(c) Nominal value of Equity Shares (in Rs.)	10	10
(d) Basic and Diluted Earnings Per Share [(a)/(b)]	1.68	2.55



34 Employees' Benefits

The disclosures required under Ind AS 19 "Employee Benefits" notified in the Companies (Indian Accounting Standards) Rules, 2015 are as given below:

Defined Benefit Plan

	Leave Encashment (Non funded)		Gratuity (Funded)	
	2022-23	2021-22	2022-23	2021-22
I.Change in the present value of the defined benefit obligation				
Opening defined benefit obligation	11.74	8.65	122.11	99.36
Interest cost	0.49	0.37	7.90	6.39
Current service cost	1.90	1.52	9.83	8.61
Benefit paid out of funds			(25.61)	(10.70)
Benefit paid by company	(9.82)	(6.52)		
Remeasurements or actuarial (gain)/loss arising from				
a. Effect of change in demographic assumptions	0.28	-	1.84	-
b. Effect of changes in financial assumptions	0.06	1.16	0.46	14.80
c. Effect of experience adjustments	10.05	6.56	22.79	3.64
Closing defined benefit obligation	14.70	11.74	139.32	122.11
II. Change in the Fair value of Plan Assets are as follows:-				
Opening fair value of plan assets			134.90	131.62
Expected return			9.76	9.06
Contribution by employer	9.82	6.52	25.74	5.00
Benefit paid	(9.82)	(6.52)	(25.61)	(10.70)
Actuarial gains/(losses) on obligation			11.35	(0.08)
Closing fair value of plan assets			156.14	134.90
III.Expenses recognised in the Statement of Profit and Loss				
Current service cost	1.90	1.52	9.83	8.61
Interest Cost	0.50	0.37	(1.86)	(2.67)
Expected return on plan assets	0.28	-	-	-
Net actuarial ((gain)/loss)	0.06	1.16	-	-
Past service cost	10.05	6.56	-	-
Total expenses	12.79	9.61	7.97	5.95
Actual return on planned assets				
IV.Other Comprehensive income				
Effects of changes in financial assumptions	0.06	1.16		14.80
Effect of experience adjustments	-	-	25.09	3.64
(Return) on plan assets	0.49	0.37	(11.35)	0.08
Components of defined benefit costs recognised in other comprehensive income	0.55	1.53	13.74	18.52
V. Actuarial Assumptions				
Discount rate	7.18%	7.23%	7.18%	7.23%
Mortality table	IALM (2012-14) Ultimate			
Salary escalation	5%	5%	5%	5%
Attrition	3%	1%	3%	1%
Retirement	58 Yrs			

Amounts for the current and previous four periods in respect of Gratuity & Leave Encashment are as follows:-

Particulars	Leave Encashment (Non Funded)				
	2022-23	2021-22	2020-21	2019-20	2018-19
Defined benefit obligation	14.70	11.74	8.65	9.09	11.18
Plan assets					
Surplus / (deficit)	(14.70)	(11.74)	(8.65)	(9.09)	(11.18)
Experience adjustment on plan assets	-	-	-	-	-
Experience adjustment on plan liabilities	12.79	9.61	8.00	5.22	6.10
Particulars	Gratuity (Funded)				
	2022-23	2021-22	2020-21	2019-20	2018-19
Defined benefit obligation	139.32	122.11	99.36	98.42	103.66
Plan assets	156.14	134.90	131.62	122.73	103.74
Surplus / (deficit)	16.82	12.79	32.25	24.31	0.08
Experience adjustment on plan assets	-	-	-	-	-
Experience adjustment on plan liabilities	22.79	3.64	(0.35)	0.69	6.10

Sensitivity Analysis

Particulars	Leave Encashment (Non funded)		Gratuity (Funded)	
	Decrease	Increase	Decrease	Increase
Discount Rate (-/+1%)	15.88	13.67	148.19	131.36
Salary Growth Rate (-/+ 1%)	11.48	15.76	131.29	148.12
Attrition Rate (-/+ 1% of attrition rate)	14.57	14.83	138.44	140.14



Southern Spinners and Processors Limited
Notes to the Financial Statements as at March 31, 2023

35 Related Parties

(A) List of related parties

- (a) Ultimate Holding company
 Bengal & Assam Company Ltd.(BACL)
- (b) Holding company
 J.K Fenner (India) Ltd (JKFIL)
- (c) Key Management Personnel (KMP)
 Shri. Nagaraju Srirama Director
 Shri. P.K.Rustagi Director
 Shri. Vidya Charan Shukla Director
- (d) Fellow subsidiary companies
 Modern Cotton Yarn Spinners Ltd. (MCYSL)
 Acorn Engineering Ltd.(AEL)
 Divyashree Company Private Ltd.(DCPL)
 JKF Americas Inc.(JKFA)
 JKF Evolve Ltd.(JKFEL)

(B) Transactions between related parties

(i) Related party transactions ₹ In Lacs

Nature of Transaction	2022-23	2021-22
<u>Holding Company -JKFIL</u>		
Purchase of Goods	-	0.42
Sale of goods & services	662.80	79.53
Expenses	1.75	-
Other Income	31.18	30.82
<u>Fellow Subsidiary Company - Modern Cotton Yarn Spinners Limited</u>		
Purchase of Goods	67.13	36.50
Sale of goods	2417.04	3099.46
Other Income	56.61	94.19

(C) Outstanding Balances

<u>Amount Receivable/ (payable)</u>	31.03.2023	31.03.2022
From Holding Company -JKFIL	136.50	2.64
From fellow subsidiary company - MCYSL	107.88	661.01



Southern Spinners and Processors Limited
Notes to the Financial Statements as at March 31, 2023

36 : Financial Instruments - Fair value and risk management

Set out below, is a comparison by class of the carrying amounts and fair value of the financial instruments of the company
Financial instruments by category

	As at 31.03.2023		As at 31.03.2022	
	Carrying Amount	Fair Value	Carrying Amount	Fair Value
Financial Asset				
Investments				
-Investments in equity instruments	7.89	7.89	7.89	7.89
Trade receivables	350.59	350.59	876.91	876.91
Loans	147.59	147.59	167.86	167.86
Cash and Bank Balances	7.35	7.35	7.84	7.84
Others	172.75	172.75	211.62	211.62
Total Financial Assets	686.17	686.17	1,272.12	1,272.12
Financial Liabilities				
Borrowings	66.88	66.88	327.49	327.49
Trade payables	471.05	471.05	408.92	408.92
Other Financial Liabilities	61.23	61.23	54.81	54.81
Total Financial Liabilities	599.16	599.16	791.22	791.22

The following methods and assumptions were used to estimate the fair values:

1. Cash and trade receivables, trade payable and other current financial assets and liabilities approximate their carrying amounts largely due to the short term maturities of these instruments
2. Other non current receivables are evaluated by the company, based on parameters, such as interest rate, individual credit of the counterparty etc. Based on this evaluation, allowances are considered to account for the expected losses of these As at the end of each reporting year, the carrying amount of such receivables, net of allowances, (if any), are not materially their calculated fair values.
3. The fair value of unquoted investment in equity shares are estimated on net assets basis.

Fair Value Hierarchy

All financial assets and liabilities for which fair value is measured in the financial statements are categorised within the fair value hierarchy, described as follows:

Level 1: Quoted (unadjusted) market prices in active markets for identical assets or liabilities.

Level 2: Valuation techniques for which the lowest level input that is significant to the fair value measurement is directly or indirectly observable.

Level 3: Valuation techniques for which the lowest level input that is significant to the fair value measurement is unobservable



37 Financial Risk Management

The Company's principal financial liabilities, other than derivatives, comprise borrowings, trade and other payables. The main purpose of these financial liabilities is to manage finances for the Company's operations. The Company principal financial asset includes loan, trade and other receivables, and cash and short-term deposits that arise. The Company's activities are exposed to market risk, credit risk and liquidity risk.

I. Market risk

Market risk is the risk that the fair value or future cash flows of a financial instrument will fluctuate because of changes

(a) Interest rate risk

Interest rate risk is the risk that the fair value or future cash flows of a financial instrument will fluctuate because of changes in market interest rates. In order to optimize the Company's position with regard to interest income and interest expenses and to manage the interest rate risk, treasury performs a comprehensive corporate interest rate risk management by balancing the proportion of the fixed rate and floating rate financial instruments in its total portfolio.

(i) The exposure of group borrowings to interest rate changes at the end of reporting period are as follows:

	As at March 31, 2023	As at March 31, 2022
Variable rate borrowings	66.88	327.49
Total borrowings	66.88	327.49

(ii) As at the end of reporting period, the company had the following variable rate borrowings and interest rate swap contracts outstanding:

	As at March 31, 2023	As at March 31, 2022
Working Capital Loan	66.88	327.49
Net exposure to cash flow interest rate risk	66.88	327.49

(iii) Sensitivity

Profit/loss is sensitive to higher/lower interest expense from borrowings as a result of changes in interest rates.

Particulars	Increase/ Decrease in Basis Points		Impact on Profit before Tax	
	March 31, 2023	March 31, 2022	March 31, 2023	March 31, 2022
INR	+50	+50	(1.63)	(1.84)
	- 50	- 50	1.63	1.84

(b) Foreign currency risk

Foreign currency risk is the risk that the fair value or future cash flows of an exposure will fluctuate because of changes in foreign exchange rates. The Company operates internationally and The Company has foreign currency trade payables and receivables and is therefore, exposed to foreign exchange risk.

The Company hedges its exposure to fluctuations by using foreign currency forwards contracts on the basis of risk perception of the management.

Foreign currency exposure as at 31st March, 2023	In USD Lacs
Trade Receivables	0.08
Hedged Portion	-
Net Exposure to foreign currency risk (assets)	0.08

Foreign currency exposure as at 31st March, 2022	In USD Lacs
Trade Receivables	1.32
Hedged Portion	0.94
Net Exposure to foreign currency risk (assets)	0.38



Foreign currency

1% increase or decrease in foreign exchange rates will have the following impact on profit before tax and other comprehensive income:

Particulars	2022-23		2021-22	
	1% decrease	1% increase	1% decrease	1% increase
USD	(0.06)	0.06	(0.29)	0.29
Euro	-	-	-	-
Others	-	-	-	-

The assumed movement in exchange rate sensitivity analysis is based on the currently observable market environment.

(c) Price Risk

The company exposure to equity securities price risk arises from the investments held by company and classified in the balance sheet at fair value through profit and loss. The company have a very small portfolio of equity shares and have invested majorly in non listed entities where there is very less fluctuation in the price of shares. Therefore no sensitivity is provided.

II. Credit risk

Credit risk arises from the possibility that the counterparty will default on its contractual obligations resulting in financial loss to the company. To manage this, the Company periodically assesses the financial reliability of customers, taking into account the financial conditions, current economic trends, and analysis of historical bad debts and ageing of accounts receivable.

The company major exposure is from trade receivables, which are unsecured and derived from external customers. Credit risk on cash and cash equivalents is limited as we generally invest in deposits with banks and financial institutions with high credit ratings assigned by international and domestic credit rating agencies.

III. Liquidity Risk

Liquidity risk is defined as the risk that company will not be able to settle or meet its obligation on time or at a reasonable price. The Company's objective is to at all times maintain optimum levels of liquidity to meet its cash and collateral requirements. The Company's management is responsible for liquidity, funding as well as settlement management. In addition, processes and policies related to such risk are overseen by senior management. Management monitors the company's net liquidity position through rolling, forecast on the basis of

The table below provides details regarding the remaining contractual maturities of financial liabilities at the reporting date based on contractual undiscounted payments:

As at March 31, 2023	Carrying Amount	Less than One Year	More than one year and less than three year	Total
Borrowings	66.88	66.88	-	66.88
Trade payables	471.05	471.05	-	471.05
Total	537.93	537.93	-	537.93

As at March 31, 2022	Carrying Amount	Less than One Year	More than one year and less than three year	Total
Borrowings	327.49	327.49	-	327.49
Trade payables	408.92	408.92	-	408.92
Total	736.41	736.41	-	736.41

Financing arrangements

The group had access to the following undrawn borrowing facilities at the end of reporting period:



Southern Spinners and Processors Limited
Notes to the Financial Statements as at March 31, 2023

38 Capital Management

(a) Risk Management

The primary objective of the Company's Capital Management is to maximize the shareholder value and also maintain an optimal capital structure to reduce cost of capital. In order to manage the capital structure, the Company may adjust the amount of dividend paid to shareholders, return on capital to shareholders, issue new shares or sell assets to reduce debts.

The Company monitors capital on the basis of following gearing ratio, which is net debt divided by total capital plus debt.

Particulars	As at	₹ In Lacs
	March 31, 2023	As at March 31, 2022
Debt	66.88	327.49
Cash & bank balances	(7.35)	(7.84)
Net Debt	59.53	319.65
Total Equity	1899.60	1838.66
Total Equity and Net Debt	1959.13	2158.31
Gearing Ratio	3%	15%

Notes-

(i) Debt is defined as long-term and short-term borrowings including current maturities (excluding derivatives) as described in note 13

(ii) Total equity (as shown in balance sheet) includes issued capital and all other equity reserves.

(b) Loan Covenants

In order to achieve this overall objective, the company capital management, amongst other things, aims to ensure that it meets financial covenants attached to the interest-bearing loans and borrowings that define capital structure requirements. Breaches in meeting the financial covenants would permit the bank to call loans and borrowings or charge some penal interest. There have been no breaches in the financial covenants of any interest-bearing loans and borrowing in the current period.

No changes were made in the objectives, policies or processes for managing capital during the current years and previous years.

38. Certain balances of trade receivable, loan & advance, trade payable and other liabilities are subject to confirmation and/or reconciliation. In the opinion of the management, on confirmation / reconciliation, there will not be any material impact.



Southern Spinners and Processors Limited
Notes to the Financial Statements as at March 31, 2023

₹ In Lacs

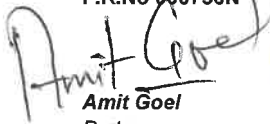
Sl.No	Ratio	Numerator	Denominator	31-03-2023	31-03-2022	%Change	Reason for variance
1	Current Ratio	Current Assets	Current Liabilities	2.59	2.20	18%	
2	Debt Equity Ratio	Total Debt	Shareholders' Equity	0.04	0.18	-80%	Debt has come down due to better management of receivables
3	Debt Service Coverage Ratio	PAT+Depreciation / Amortisation + Interest+Profit / (Loss) on sale of PPE+/- IndAS adjustments	Interest + Principal repayments of Current Maturity of Long term borrowings+ Lease payments (due over next one year)	-	-	-	There is no long term loan borrowings.
4	Return on Equity ratio	Net Profit after taxes - preference dividend	Average Shareholders' Equity	0.12	0.20	-41%	Due to decline in Profits the ratio has been affected
5	Inventory Turnover ratio	Cost of goods sold	Average Inventory	6.96	10.90	-36%	Cost of goods has increased due to increase in raw materials
6	Trade receivable Turnover ratio	Net Credit sales = Gross credit sales - sales return	Average Trade Receivable	14.44	16.29	-11%	
7	Trade payable Turnover ratio	Net Credit purchase = Gross credit purchase - purchase return	Average Trade Payables	11.79	14.46	-18%	
8	Net Capital Turnover Ratio	Net Sales = Total Sales - Sales return	Working Capital = current assets - current liabilities	5.89	6.76	-13%	
9	Net Profit ratio	Net Profit	Net Sales = Total Sales - sales return	0.01	0.02	-26%	Significant increase in raw material has impacted the profitability and the turnover has come down because of worldwide lower demand
10	Return on Capital Employed	Earnings before interest and taxes	Capital employed = Equity + Reserves and surplus + Long term loans	0.09	0.19	-54%	Reduction topline and increase in raw material cost impacted
11	Return on investment	PAT+Depreciation	Shareholders' Equity	0.11	0.15	-26%	As topline has reduced, the contribution also reduced and in turn bottomline also hit



- 40 The company is not covered under section 135 of the Companies Act with regard to CSR Activities.
- 41 The company has not traded or invested in Crypto currency or Virtual Currency during the year
- 42 The company has neither held any Benami Property as defined under the Benami (Prohibition) Act, 1988 and nor any proceedings initiated or pending against the Company.
- 43 The company is not declared as a wilful defaulter as defined by the Companies Act, 2013 by any bank or financial institution or other lender.
- 44 The company has registered charges or satisfaction with Registrar of Companies within the statutory period.
- 45 Previous year figures have been reclassified / regrouped /recast, wherever necessary

The accompanying notes form an integral part of the financial statements

Per our report of even date
S.S.Kothari Mehta & Company
Chartered Accountants
F.R.No 000756N


Amit Goel
Partner

M.No.500607



New Delhi, the 15th May 2023


Ravi
Directors

New Delhi, the 15th May 2023